




# Horseshoe Pitching NEWSLINE

Official Publication of the National Horseshoe Pitchers Association

VOL. 16, NO. 5

SEPTEMBER/OCTOBER 2004

## 2004 WORLD TOURNAMENT ISSUE



• Full World Tournament Results Inside •

Now in 10 models!  
 All shoes are NHPA Sanctioned.  
 One year warranty  
 Pairs are match weighted to within  
 1/5 of an ounce!  
 All models are dead soft  
 We've got a shoe for every style!




Made  
 In The  
 USA

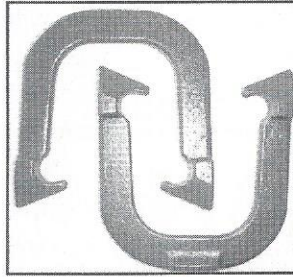


ADD HORSEPOWER TO  
 YOUR GAME!


PITCH THOROUGHBRED  
 HORSESHOES




**GLORY**  
 \$36 per pair, 2 for \$63!!  
 Stock #33-051




**CHALLENGER**  
 \$41 per pair, 2 FOR \$73!!  
 Stock #33-243




**MUSTANG**  
 \$50 per pair  
 Stock #33-033




**BRONCO PRO-FLIP**  
 \$50 per pair  
 Stock #33-123




**SNYDER E-Z FLIP**  
 \$56 per pair  
 Stock #33-596




**SNYDER E-Z FLIP II**  
 \$56 per pair  
 Stock #33-535




**SIX SHOOTER**  
 \$56 per pair  
 Stock #33-045



**MAGNET**  
 \$47 per pair  
 Stock #33-007



**PONY** (Light-weight Shoe)  
 \$47 per pair  
 Stock #33-010



**SIDEWINDER**  
 \$47 per pair  
 Stock #33-969

View all our stuff and order on-line at: [www.horseshoesonline.com](http://www.horseshoesonline.com)

Accepting major credit cards

Toll free order line:  
 1-800-841-4685



**WHITE  
 DISTRIBUTORS**  
 P.O. BOX 3652  
 ERIE, PA 16508

All above models are available through any NHPA Distributor

PA residents must add 6% sales tax when ordering direct from us. Above prices do not include S & H fees— S & H for 1 pair is \$8.25, 2 pair is \$10.65, 3 pair is \$14.10... Call for further info on S & H fees for larger orders. Price breaks on all models when ordering 3 or more pair of any combination. We carry most top brands of horseshoes and accessories, plus, custom shirts and caps. Call anytime for a free catalog!

Prices subject to change without notice.

**NHPA NATIONAL OFFICERS**

**PRESIDENT: PAUL STEWART**  
1043 Old Mountain Rd., Statesville, NC 28677-2045  
(704) 528-0398, email: nhpapau@bellsouth.net  
**1ST VICE PRESIDENT: ALLEN BAPTIST**  
PO. Box 327 Gypsum, CO 81673  
(970)524-7400, email: nhpa1st@aol.com  
**2ND VICE PRESIDENT: CASEY SLUYS**  
1721 San Ram on Way, Santa Rosa, CA 95409-3964  
(707)538-3128, email: kcslus@worldnet.att.net  
**3RD VICE PRESIDENT: LORRAINE STERNBERG**  
W206 N13520 Woodside Ln., Richfield, WI 53076  
(262)677-3300, email: horshoewi@aol.com  
**4TH VICE PRESIDENT: BONNIE SEIBOLD**  
1043 Grayston Ave., Huntington, IN 46750-2410  
(260) 356-3489, email: wseibold@fwi.com  
**5TH VICE PRESIDENT: STUART SIPMA**  
2826 Domino Drive, Bismarck, ND 58503-0831  
(701)258-5686, email: ssipma@tesoropetroleum.com  
**SECRETARY/TREASURER: DICK HANSEN**  
3085 76th St., Franksville, WI 53126-9661  
(262)835-9108, email: nhpa.sec.treas@worldnet.att.net

**PROGRAM & COMMITTEE DIRECTORS**

**GAME RELATED SALES: KEN KOSKY**  
6007 Municipal St., Schofield, WI 54476  
(800) 535-0172, email: kkosky@ksfuel.com  
**JUNIOR PROMOTION: JACKIE HUGHES**  
4954 311th Ave. NE, Cambridge, MN 55008  
(763) 689-2587, email: mnjrhorseshoes@aol.com  
**PUBLICITY/PROMOTION: 2nd VP CASEY SLUYS**  
**HISTORIAN: GARY KLINE**  
605 Brantly Ave., Dayton, OH 45404-1429  
(937) 236-7206  
**NATSTATS: GLENN JAMIESON**  
3231 Vineyard Ave., #17 Pleasanton, CA 94566-6359  
(925) 462-6030, email: natstatguy@aol.com  
**HALL OF FAME: EARL & VICKI WINSTON**  
10326 Highway D, LaMonte, MO 65337-2104  
email: secMOHPA@iland.net  
**REGIONAL DIRECTORS: 1st VP ALLEN BAPTIST**  
**SANCTIONED CLUB/LEAGUE: 3rd VP LORRAINE STERNBERG**  
**RULES AND BYLAWS: 4th VP BONNIE SEIBOLD**  
**GRIEVANCE & INSURANCE: 4th VP BONNIE SEIBOLD**  
**WEBSITE: PAUL STEWART**  
**WEBMASTER: STEVE SUMMERLIN**  
PO. Box 536, Webberville, MI 48892-0536  
email: webmaster@horseshoepitching.com

**NHPA NEWSLINE**

**PUBLISHER/EDITOR: PAULA SUMMERLIN**  
**DESIGN/PRODUCTION: ASAP PRINTING, Okemos, MI**  
**PUBLISHER'S POLICY:** NHPA Newsline is the official magazine of the National Horseshoe Pitchers Association. The contents may not be reproduced in any manner without prior permission of the Editor. Six issues are published annually on a bi-monthly basis. Back issues or additional copies of Newsline, subject to availability, are \$3.00 each postage included, \$5.00 for World Tournament issue.  
**ADVERTISING POLICY:** The publisher reserves the right to refuse any ad. All ads accepted must be paid for in advance and meet specific form at requirements. The publication of any ad is not necessarily an endorsement of the advertiser nor the featured product or service. Rate inquiries, ad copy and fee should be sent to NHPA Newsline, Paula Summerlin, PO. Box 536, Webberville, MI 48892-0536  
**LETTERS POLICY:** Newsline welcomes communication and articles from the membership. Submissions should be provided on disk or e-mail in text format (MS Word preferable) or typed, double spaced and should include the writer's name, address and phone number. The editor reserves the right to accept or reject any letter or advertising material. All submissions are subject to editing, available space, and must be received by the first day of the month preceding the date of issue. Email address: psummerlin@cablespeed.com NHPA Newsline, Paula Summerlin, PO. Box 536, Webberville, MI 48892-0536 Phone: (517)521-1262  
**SUBSCRIPTION POLICY:** The annual subscription price is \$12.00 in the United States which includes postage via discounted standard mail. Add \$8.00/yr. for First Class Mail. Canadian subscriptions are \$20.00 U.S. funds. All new subscriptions, renewals, payment and changes of address must be sent directly to: NHPA, 3085 76th Street, Franksville, WI 53126-9661 Phone/Fax (262)835-9108



**Horseshoe Pitching**  
**NEWSLINE**

Official Publication of the National Horseshoe Pitchers Association

**CONTENTS**

President's Message by Paul Stewart.....4  
By-Laws by Bonnie Seibold.....4  
Sanctioned Club/League Report by Lorraine Sternberg.....5  
NHPA Financial Report.....5  
NHPF News & Donations Update by Dave Loucks.....6  
World Tournament Update by Stu Sipma .....7  
State Officer's Meeting by Phyllis Quist .....8  
Senior Women's Championship by Andre LeClerc.....9  
Women's Championships by Phyl Quist.....9  
Junior's Championships by Bobby White..... 10-11  
Men's Championships by Ward Lutz .....12  
Mixed Juniors Classes & 9 and Under by Bobby White .....13  
Elder's Championship by Ward Lutz.....13  
Senior Men's Championships by Ward Lutz .....14  
NHPA Online by Steve Summerlin.....14  
Regional Directors Report by Allen Baptist.....15  
Toll of Time .....15  
A Tribute to Jerry Griggs by Jeanette Claas .....16  
The Sam Chilcott Story by Bobby White .....17  
Report Your State/Provincial Results.....18  
Banquet Awards..... 19-24  
World Tournament Results ..... 25-61  
Mailbag.....62  
Guinness World Record Holder .....62  
Tournament Travel Contacts.....63

**PAID ADVERTISEMENTS**

White Distributors ..... Inside Front Cover  
Ted Allen .....4  
Imperial .....7  
Elmer Hohl .....8  
Bill Vanderburg Horseshoe Company .....12  
Perfect Line .....14  
Six Pac .....15  
Gordon .....18  
Mr. D's.....47  
Deadeye .....62

**COVER PHOTO**

Scenes from Pocatello, Idaho, host to the  
2004 World Tournament

# PRESIDENT'S MESSAGE

by Paul Stewart

Pocatello, Idaho, site of the 2004 World Tournament, will be remembered as the place Alan Francis tied Ted Allen's record of ten Men's World Championship titles. Vicki Winston also shares the ten-title record with Alan and Ted, as ten-time Women's Champion.

Holt Arena was one of the most impressive facilities that we have held a World Tournament in for many years. At the opening ceremonies held July 26<sup>th</sup>, we saw the world's largest indoor American Flag unveiled from the top of Holt Arena during the singing of God Bless America and our National Anthem.

President Bush was invited to the 2004 World Tournament by Bobby Faulkner and the Tournament Committee, but was unable to attend. St. Pierre Mfg. Corp. (manufacturer of the American Horseshoes) made a set of 4 chrome plated horseshoes complete with carrying case and stakes to be presented to the President. The horseshoes are engraved with: 'To George W. Bush, from the 2004 World Horseshoe Tournament, Pocatello ID'. During our opening ceremonies these horseshoes were presented to a representative of Idaho's Senator, to be taken back to Washington, D.C. for President Bush.


This being my first World Tournament as NHPA President, I went to the tournament with confidence and also with some nervousness. Confident in that we had a very capable Tournament Director, Dick Hansen, and also five other very capable officers to help with the tournament.

Nervousness, about "The Convention" since this was my first business meeting of this size... After all was said and done it wasn't as bad as I had anticipated. I think a lot of the Delegates showed patience and were very understanding about this being my first time as chairman of the convention and took it a little easy on me. Thanks to all of the Delegates and the Executive Council for a very productive convention and business meeting.

The Hall of Fame Banquet had 240 in attendance, which was our largest in several years. We ran a little later than normal because of a larger number of awards. We heard a lot of good compliments about the food at the banquet and also that everyone enjoyed the entertainment. Thanks to 'Burly' Burlingame and all of the "Stewlies" for keeping us entertained at the banquet. Congratulations to everyone that received an Award, they were all well deserved.

I would like to congratulate all World Champions and all World Class Champions for an excellent performance at the 2004 World Tournament.

I would like to say "Thanks" to all of the Pocatello Tournament Committee and their workers, the Council and their spouses, all of the Program Directors and their spouses, Newline Editor, computer room workers, our Web Master, Regional Directors and Assistant RD's, score keepers, judges, Game Related sales, Burly and Betty, and everyone else that I missed that helped to make the 2004 World Tournament a success. Thank you all!



## Ted Allen Horseshoes

Since 1938

**Designed and pitched by Ted Allen**  
**10 Time World Champion & record holder of**  
**36 Consecutive Doubles (72 Ringers)**

<b>Hardness:</b>	<b>Five Weights:</b> 2 lb. (6 to 10 oz.)
Dead Soft	Matched within 1/10 oz.
Medium Soft	<b>Color:</b> Gold, Silver, Blue, Red,
Medium Hard	White, Yellow & others

2 year guarantee against breakage

Order direct or from any NHPA Distributor

**Ted Allen Horseshoes, Inc.**

13299 E. County Line Rd  
Longmont, CO 80504-9797

**1-800-883-2129**

tah\_inc@yahoo.com

Made with Pride  
in the USA



## Bylaws *by Bonnie Seibold*

I would like to congratulate all of the winners at the World Tournament. We had a real nice tournament. Bobby Faulkner and his helpers did a terrific job.

We voted on eight proposed Bylaws at the 2004 Convention. These proposals were printed in the March/April issue of Newline. In order to pass, a proposed bylaw needed to receive 2/3 of the vote. The result of the voting is as follows.

1. Tabled
2. Passed 113 Yes - 17 No
3. Passed 122 Yes - 8 No
4. Was amended to read: Entry for all open NHPA tournaments is restricted to players holding a current NHPA membership card, unless otherwise allowed by the NHPA Council under Article XI. Passed as amended 129 Yes-1 No
5. Failed 75 Yes - 55 No
6. Passed 100 Yes - 30 No
7. Failed 47 Yes - 83 No
8. Failed 43 Yes - 87 No

# SANCTIONED CLUB/LEAGUE REPORT by Lorraine Sternberg

The 2004 World Tournament is now past history. For those of you who did not attend, you missed a great World Tournament. I would like to congratulate all who won their class play and give extra congratulations to those who won championship classes. There sure were a lot of great horseshoe games pitched.

The trip to Pocatello, Idaho was a little longer for Terry and me than last year. Instead of a four-hour drive, it took us three days of driving. But the scenery was well worth the drive. Any league directors that sent me final stats and patch requests while I was gone, I apology for the delay.

I think one of the highlights of this World Tournament was

meeting league directors that were able to make Pocatello their first World Tournament. Hopefully they enjoyed it and will not make Pocatello their last. I also enjoyed seeing all the familiar faces that I usually only get to see once a year. World Tournament time is not only about pitching horseshoes, it's getting together with everyone once again. You could say its one big family reunion. After you go to one World Tournament you will know what I mean. When the last day rolls around and you have to say your goodbyes for another year, it's the hardest day of the tournament. So for now, we will look forward to next years'. You may want to set aside some vacation time now for July 18-30, 2005 to attend next year's World Tournament in Bakersfield, California.

## NHPA Income And Expenditures June /July 2004

### Receipts

Membership	\$41,181.00
Newsline Subscriptions	\$3,000.00
Sanction Club League Patches	\$2.00
NHPA Banquet	\$50.00
Newsline Ads	\$475.00
World Tournament Entries	\$1,050.00
US Bank Interest / Money Mkt	\$236.55
US Bank Interest / Checking	\$135.18
<b>Total</b>	<u>\$46,129.73</u>

### Expenditures

Newsline Printing, Supplies & Mailing	\$4,148.65
Newsline Publication, Editing, & Miscellaneous	\$716.00
Sanctioned League Postage & Printing	\$250.00
Sanction League Patches & Awards	\$64.63
Sanction League Office, Supplies & Telephone	\$131.99
All Junior Scholarship Trusts	\$205.57
W.T. Cash, Patches & Trophy Awards	\$57,429.38
W.T. Administrative Costs, Printing, Office, Etc.	\$18,249.61
W.T. Refunds, Fees, Dues & Overpayments	\$6,750.00
Hall Of Fame Awards, Supplies & Expenses	\$719.67
Equipment Purchases, Rental & Repair	\$130.32
Printing, Paper & Office Supplies	\$397.53
Postage	\$541.86
Officers Telephone	\$104.45
Officers Travel	\$230.00
Secretary-Treasurer Allowance	\$3,121.50
Presidents Allowance	\$944.60
Vice Presidents Allowance	\$4,592.60
Publicity, Promotions & Ads	\$559.59
Direct & Indirect NHPF Donations & Support	\$245.01
Professional Fees, Accounting & Legal	\$4,225.00
Insurance	\$53.00
Misc. Fees, Bonds, Bank Charges, Etc.	\$407.30
NatStats	\$1,523.22
Internet Access & Web Site	\$117.09
<b>Total</b>	<u>\$105,858.57</u>

From the books of NHPA  
Secretary/Treasurer Dick Hansen

There was one issue that was brought to my attention at our meeting that I need to address. If your league allows you to make up games that you missed on league night, these games are to be pitched with an opponent and NOT on a individual basis. Please remember this when making up games.

This year at the Awards Banquet I gave out my League Director of the Year Award for the first time. In the past it has been done in November and sent out to the league director in the mail. The Awards Banquet at the World Tournament is for such awards and I felt it was time to honor these people in person. League directors do take a lot of time out of their busy lives to do stats and league duties for their leagues, and I really appreciate these people.

This year I awarded Jim Shilling from the Classic City Horseshoe Club, IN as 2004's League Director of the Year. In the last issue of Newsline I highlighted the Classic City HSC. If you read my article you will know why Jim is so deserving of this award. Not only has Jim given to the Classic City HSC, his wife Cam is just as deserving. Thank you Jim and Cam for all that the two of you have done for the Sanctioned League Program. CONGRATULATIONS!

So when everything was said and done, whether you won or lost, "It was a great time."

And God willing I hope to see all of you again next year in sunny California.

# NHPFNEWS & DONATIONS by Dave Loucks

The annual NHPA Hall of Fame Awards Banquet is a fund-raiser for the NHPF. This year 240 attended the banquet, which was held at the Red Lion Hotel in Pocatello. During the dinner, \$694 in donations was collected toward a 50-50 drawing with \$347 going to the NHPF. Thanks to all who attended the banquet and those that made an extra contribution for the drawing.

During the two weeks the World Tournament was being played, others stepped forward to make a contribution. Their names are mentioned among others in the recap below. Let me give special thanks to the following who have made especially generous contributions over the past three months; Charles & Rita Killgore, Missouri, \$500, Stan Ballenger, North Carolina, \$490, the Beloit, Wisconsin Horseshoe Club, \$357, William Backer, California, \$300, the Idaho HPA \$203, the North Carolina HPA, \$202 and Jim Mortinger of Kansas who gave \$200.

While the NHPF functions as a separate entity, our work supports many plans, projects and goals of the NHPA. The Hall of Fame is the most recognized, but the Foundation also issues grants for new court construction or improvement of existing facilities. The NHPF has instructional videos for new players and in the future hopes to sponsor clinics and foster increased junior and amateur participation. Your contribution will help achieve these goals. Please send a check today to the NHPF, P.O.Box 1628, Penn Valley, CA 95946. Contributions of \$25 or more will be acknowledged with a letter of thanks.

In the last 3 months, the following contributions were received.

## Donating \$10-45

Art Holter, MN  
Art Moran, MN

Chuck Mason, WA  
Richard Stormont, AZ  
Mylan Park H.C., WV  
Platteville HPA, WI  
Rivers Prewette, NC  
Backyard H.C., MO \*  
Robert Devou, ME  
Shirlee Nelson, ID  
Gene Webb, VA  
Ken Henson, VA  
Dewey Storms, VA  
Marty Coleman, VA  
Ben Robinson, VA

## Donating \$50-90

Dick & Paulette Hansen, WI  
Randy Joines, NC  
Rich Altis, MO  
Tim Woodden, OR  
Bill Larson, MN  
Union Lake H.C., MI  
Tony & Bobbie Urata, CA  
Dorran Francis Vogler, IN  
Bob Clark, WA  
Dave Spears, ID  
Ron Kohn, MI  
Kevin Bowman, VA

## Donating \$100-150

Anonymous, WI  
Bert Mannix, MT  
Bill Kamm, AZ  
Ted Bostwick, WA  
Pat Murtha, CA  
Jack Boston, MT  
Aaron Dorler, NY  
Gary & Mary Keiser, CA  
Ken Schulze, CA  
Gold Country H.C., CA  
George Muse, NC  
Virginia HPA  
Tom Westbrook, SC  
Stuart & Sandy Sipma, ND  
Dave & Cathie Loucks, CA

## Donating \$200-250

North Carolina HPA  
Jim Mortinger, KS  
Idaho HPA

## Donating \$300-360

William Backer, CA  
Beloit H.C., WI

## Donating \$500+

Stan Ballenger, NC  
Charles & Rita Killgore, MO

\* In Memory of Jerry Griggs  
NHPA MMA Interest received, \$361

**Total contributions deposited this reporting period, \$11,648**

**Total contributions deposited YTD, \$34,499**

## How your state ranks in number and dollars contributed

	Contributors	Donations	\$
1. TN	29	57	\$20,377
2. CA	88	178	\$18,869
3. NC	26	109	\$11,440
4. MN	39	181	\$10,157
5. MO	47	90	\$8,616
6. OR	20	61	\$8,435
7. MI	44	96	\$7,334
8. WI	29	90	\$7,254
9. GA	15	20	\$6,770
10. CO	23	54	\$5,797
11. FL	41	61	\$4,813
12. MA	10	12	\$4,695
13. PA	27	48	\$4,074
14. WA	29	52	\$4,056
15. IL	36	64	\$3,710
16. TX	22	32	\$3,585
17. OH	53	76	\$3,571
18. KS	17	32	\$3,571
19. NJ	20	33	\$2,959
20. IA	18	30	\$2,651
21. KY	16	32	\$2,560
22. NE	13	23	\$2,468
23. NY	30	34	\$1,930
24. IN	20	23	\$1,753
25. LA	8	13	\$1,452
26. SC	9	19	\$1,270
27. VA	16	22	\$1,443
28. MD	20	28	\$1,240
29. ND	6	10	\$1,220
30. NV	9	11	\$1,030
31. CT	13	20	\$967
32. ID	7	15	\$798
33. MT	4	9	\$720
34. AZ	8	13	\$594
35. AL	4	5	\$570
36. SD	10	15	\$534
37. OK	9	12	\$458
38. WV	9	15	\$419
39. NM	2	4	\$235
40. AR	5	5	\$185
41. WY	3	3	\$182
42. HI	3	3	\$150
43. UT	2	4	\$130
44. AK	1	1	\$120
45. NH	2	2	\$105
46. VT	1	4	\$100
47. ME	1	2	\$50
48. DE	1	1	\$7
49. MS	1	1	\$5

## Support the NHPF

The only horseshoe pitching related charity needs your tax-deductible donations to support many programs of the sport including the Hall of Fame and Grants to install new or upgrade existing courts.

Deadlines for Grant Applications  
March 1 & Sept. 1

Mail inquiries & contributions to:  
NHPF, P.O. Box 1628  
Penn Valley, CA 95946


# 2006 WORLD TOURNAMENT UPDATE by Stu Sipma

For those of you who weren't able to attend the 2004 World Tournament at Pocatello, Louisville and Des Moines have withdrawn their bids to host the 2006 W.T. In accordance with the NHPA By-Laws, when there are no bidders to compete for the W.T., the Executive Council has the authority to award the World Tournament for that year.


The Executive Council has been working with various locations interested in hosting the 2006 W.T. We have received inquiries from approximately fifteen locations that are interested in hosting this event. To date; the NHPA has received a letter of intent from two locations.

For all interested sites that would like to bid for the 2006 World


Tournament, please contact me either by e-mail or by phone. I will be glad to work with you. For the locations interested in bidding, NHPA requires the following information: a letter of intent either from your State Horseshoe Association or your local Convention and Visitors Bureau (CVB) or Chamber of Commerce, a signed NHPA World Tournament Contract, a brief description of your proposed host site and proposed dates, and a listing of the campgrounds and motels. I will be glad to assist all sites in getting this material ready. I do need this information by October 1, 2004, as this is the deadline to allow adequate time for the Executive Council to review and choose a location. The NHPA will announce the 2006 World Tournament site in January of 2005. I look forward to working with all interested sites.





**ORIGINAL**  
(Drop-forged)  
\$60.00 per pair




**IMPERIAL  
HORSESHOES**



**PLUS**  
(Drop-forged)  
\$58.00 per pair

 **All models NHPA Sanctioned** 

All four drop-forged steel shoes are made from super dead soft steel and have hardened tips.  
The cast shoes are made of soft ductile iron.  
(Prices do not include S & H)




**CLASSIC**  
(Drop-forged)  
\$56.00 per pair

Send orders to:  
**White Distributors**  
P.O. Box 3652  
Erie, PA 16508

**Order Anytime:**  
**1-800-841-4685**


See our inside front cover ad for details on S & H fees.



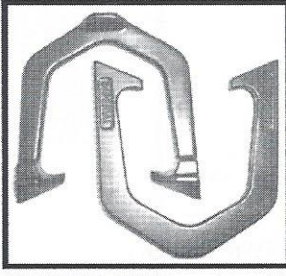
**MAXX**  
\$48.00 per pair

**Order direct or from any NHPA Distributor. Check us out on-line at [www.horseshoesonline.com](http://www.horseshoesonline.com)**

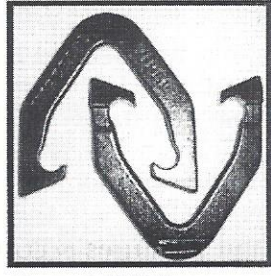
**3 NEW  
SHOES!**



**STINGER**  
\$54.00 per pair



**STEINFELDT (Drop-forged)**  
\$62.00 per pair



**VIPER**  
\$46.00 per pair

# STATE OFFICERS MEETING

by Phyllis Quist

The 2004 State Officers meeting was held on Saturday, July 31<sup>st</sup>. David Spears, Idaho State President, chaired this year's meeting.

Lorraine Sternberg reported on the Sanctioned League program. The hope is that every state would participate. Debby Michaud would like to see the revitalization of the sanctioned league card. Five junior scholarships were awarded this year. The deadline for submission for next year is November 15<sup>th</sup>. Lorraine would like to see write-ups on Club activities in Newslite. The National League Tournament was cancelled this year due to the Joelton closure. Indiana has offered an 18 court enclosed site for 2005 – possibly in the fall. Compliments were given to Lorraine on her efficiency and organization.

Nannette Spangler gave a report on the promotion program used in Pocatello. They have a huge bar league in the area – 14 taverns with about 320 members who compete weekly. That is the area they targeted. Nannette said that most thought they had to play the 'big boys'. When the percentage setup was explained and lots of information made available, many signed up for sanctioned play. 'Communication' is the key word. Jim Shilling suggested that at World Tournaments we roam the crowd and explain to visitors what is happening.

Vey Allen explained the Backyard Buddy League that Washington State is running for 12 weeks. You pitch two 30-shoe, count-all games each week. Scores are emailed in, handicapped, and one competes in a regular round robin schedule. One half the entry fee went into the Junior World Promotion Fund. The state raised \$3,800 this year to send nine juniors to the World.

The NHPF had approached the Boy Scouts Organization to have horseshoes as an accepted Merit Badge, but this proposal was turned down. Massachusetts has used Girl Scouts to keep score at tournaments and help in event organization. Washington, Wisconsin and Minnesota have all had successful high school horseshoe tournaments and P.E. participation.

We talked about tournament registration. Minnesota and N. Dakota run all pre-register, pre-pay tournaments. Ron Kohn stated that Michigan has registration the morning of the tournament. Most all tournaments are run on the computer and cards and schedules can be printed quickly. Ward Lutz, Minnesota suggested having a weeknight tournament – start at 6:30 and be done by 9:00 – for those

weekend workers, etc. He said go with what is successful in your area.

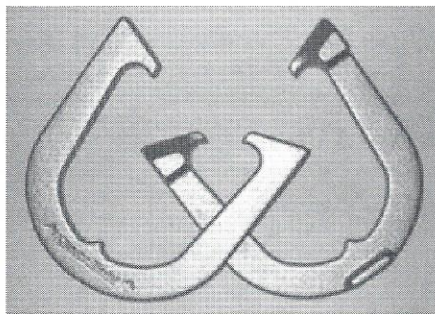
Ward Lutz also talked about charity events. Minnesota supports the "Make a Wish Foundation". He said it may not bring new members, but it certainly brings recognition to the Horseshoe organization. We help ourselves by helping others. Walter Ray Williams, Jr. is doing a bowling demonstration for the Pocatello "Make a Wish Foundation". Wisconsin supports the St. Jude Foundation.

Casey Sluys talked about the Advertising Co-op Program for promotion and also the newly started E-mail Promo Committee for sharing ideas and information to increase membership. A helpful idea by Connie Filley, N.D., was to run sanctioned leagues like bowling leagues – have extra members for subbing so one is not committed every week. Jim Postel, Oregon, said they have a Pro/Am Tournament (one member/one non-member) and it has been successful. Maine solicits sponsors for their teams. S.Dakota showed a plaque system they have started. Barry Chappelle said Oregon has one tournament each year where all the prize money goes to the NHPF.

Jim Gorth gave a brief presentation on the 2005 World Tournament in Bakersfield, CA. Dates are July 18 – 30, at the Kern County Fairgrounds.

There was a good turnout for this meeting and a lot of excellent ideas and information was exchanged. Open channels of communication will enhance our sport for future generations. Thankyou, one and all, for giving of your time and talents to your local and state organizations.

## **Elmer Hohl** HORSESHOES



N.H.P.A. Sanctioned

Available in various weights

Heat hardened points for durability

Guaranteed against breakage for one year from original date of purchase (return both shoes in original carton)

**\$50.00/pair** (U.S. Funds)  
(shipping and taxes extra if applicable)

**Order direct or from  
your NHPA Distributor**

### **Elmer Hohl Horseshoes** c/o Steve Hohl

380 Peel St. ♦ New Hamburg, Ontario, Canada ♦ N3A 1E5  
Phone (519) 662-9584 ♦ E-mail: hohlhorseshoe@rogers.com

**Champion Designed Top Quality Pitching Horseshoes**



# SENIOR WOMEN'S CHAMPIONSHIP

by *Andre LeClerc*

The Senior Women Division (60 years old and older) was started in 1989. Six different women had won the title over those 15 years, lead by record holder Teddy Guillotte (four titles). Defending champion Rivers Prewette decided to try the Women's Division this year as did former champion Jan Turnquist. But there were three notable newcomers this year; Angeline Moisan from Quebec, Mary Ann Peninger from Kansas and Sharon Paddock from California all made their first appearance in the Senior Women Division. They are former stars of the Women's Division where they all placed in the top four in the past: Mary Ann, daughter of the great Marines Tamboer\*, was 4th in 1998; Angeline was 3rd in 1993; and Sharon Paddock, who threw the three-quarter turn back then, was 3rd in 1988 (with 81.7%). There was no seeding this year for the Senior Women, so they had to qualify with the Open Women, where the top six averages were to make the Senior Women Championship group. Angeline won the Women's A class and was seeded #1. Also qualifying in the top six were two top contenders; Minnesota's Edi Holland (runner-up in 2000 and 2001) and Ontarian Lucille Leis (runner-up in 2002 and 2003). Completing the group was Ruth Hudson from Missouri.

The top three seeds, Angeline, Mary Ann and Lucille, won their first two games. While Mary Ann (79.2%) increased her pace in round three to edge Sharon Paddock (64.6%) in a battle of the

one-and-a-quarter turns, Angeline (68.5%) edged her Canadian friend Lucille (61.1%) 40-29. In the next round, Mary Ann pitched the high game of the group (79.4%) to eliminate Lucille from contention. Meanwhile, Angeline's close 40-30 win over Edi, prepared the final and deciding game with Mary Ann. It was to be the longest game of the group at 58 shoes. With a start of 10 ringers out of 12, Mary Ann had the lead 16-0. She later had leads of 23-13 and 26-21. But from that point, Angeline Moisan finished strong with 18 out of 20 for a 42-26 win that makes her the first Canadian to win the Senior Women's World Title. Averages were 67.2% versus 60.3% in that deciding game.

Angeline Moisan, from St-Raymond, Quebec was born January 5, 1942. When she had clinched the title it reminded me of a very touching French song that tells the story of a kid trying to follow or match his father's steps. At first he trails behind, then as he grows older he gradually reaches, and in later years passes his father, now an older man who trails behind. Now, it looks to me that Angeline increased her pace and reached her daughter again to whom she can say, 'look Sylvianne, I can match your step, I'm now a World champion too!'

\*Note: Marines Tamboer finished 3<sup>rd</sup> at the World Tournament in 1951 and 4<sup>th</sup> in 1952.

## WOMEN'S CHAMPIONSHIP

by *Phyl Quist*

This year's Championship Women's Class had the eight top percentage pitchers directly seeded, with 16 move ups. And move up they did - all the way from 'D' class. Connie Symank from Mosheim, TX started pitching again in June 2003 after a 14 year layoff. She qualified a year ago at 19% - brought her percentage up to 49% to enter her first World Tournament. She averaged 59.33% in D class, which qualified her for the championship round.

Move-ups from 'C' class were Sheryll Card, Carol Peterson and Patty Ingraham, who was the alternate. She was so excited and happy, but also a bit intimidated and scared to pitch in her first championship. Her goal was not to get skunked! Patty held her own and really wants to do this again sometime. Another newcomer to this class was Elyse Brunelle from British Columbia, Canada. Tears came easily as she was so emotionally thrilled to compete with the best. She had to keep telling herself to 'breathe deeply'. Becky Kemper was another pitcher who fought nerves this year.

Tamara Burke from WV comes to compete the best she knows how. In July, she starts throwing 300 shoes a day to prepare. Most pitchers agree with her that after your skills are honed it is mainly a mental game. Jenny Speakman and Gert Wilczick totally agree.

Two-time Women's Champion, Debby Michaud, has the distinction of winning her 1<sup>st</sup> title in 1977 throwing a flip shoe and capturing her 2<sup>nd</sup> title in 1985 with a turn shoe. Debby has an interesting practice pattern - she plays imaginary opponents. Shortly before she came to Pocatello, she had such a game against Joan Elmore. Joan was throwing at 89% - Debby didn't say if she won or lost, (?) but it forces her to practice effectively.

Marion Thomsen from Nebraska does not practice. She does not even pitch a lot during the year. She runs five tournaments, runs the club league, and is the State Secretary/Treasurer and also the State Tournament Director. The World competition is what motivates her. North Dakota's Connie Filley says 'it's the people'. That's

what draws her back every year. Her grace and concentration on the courts is outstanding. Joan Elmore's natural talent surfaced in 1996. Her 100 shoe qualification game was 68%! Joan says she just plays her own game and stays focused on each toss.

Soft-spoken Sylvianne Moisan from Quebec, Canada started pitching at age 11 with the adults, having no junior league. Her first World was in Lafayette, Indiana in 1985. She won class E with a 64% average. Her stiffest competitor is still her mom, Angeline.

Sylvianne carried this year's tournament high game of 94.118% (32 out of 34). Joan Elmore, Sue Snyder and Elyse Brunelle all had 90%+ games. Jane Jordan of South Carolina pitched the most shoes - 1,408. The most shoes in one game were 112 shoes between Judy Curtis and Sylvianne. That game also topped the stats with the most cancelled ringers - 166, and the most 4-Deads in one game - 28. Seven consecutive 4-Deads was pitched by Marion Thomsen and Amy Francis in round #23. Connie Filley holds the record this year of the most doubles with 433.

The end of day two of the Championship competition found Joan Elmore, Sylvianne Moisan and Connie Filley undefeated. After day three, only Joan Elmore was still in the perfect column. Sylvianne and Sue Snyder stood in 2<sup>nd</sup> and 3<sup>rd</sup> with one loss each. There were so many nail-biting, close games, it is impossible to describe them all. On day four, Joan and Sylvianne each lost 3 games. And after four straight wins, a much focused Sue Snyder was again assured of her 5<sup>th</sup> World Championship title.

In talking with this elite group of women, you realize that each and every one has earned the title 'champion' by their dedication and devotion to the sport of horseshoes. While on the courts they compete fiercely - off the courts, friendship prevails. Sue Snyder's name came up quite often in my interviews with the pitchers. She is greatly admired and is always willing to help pitchers improve their game. She is truly a Star Champion of the highest caliber. Congratulations Sue - you are an inspiration to us all.

# JUNIOR GIRL'S CHAMPIONSHIP

by Bobby White

This group proved to be one of the most competitive girls groups we've seen in years. The top six girls from the mixed junior classes made up this championship group. Defending champion, Tava Cook (WI), went in on top, as expected... then came Mary Hargett (SC), Tina Riehle (WI), Melissa Bigelow (VT), Kiri Cook (WI) and Shaina Stover (SD). However, once the first shoes were tossed and the games were under way, the title was completely up for grabs. This was apparent in the first round of play when Melissa Bigelow upset Tina Riehle. Bigelow built a big lead (26 - 11) in the first 30 shoes clipping along at a 70% pace. But it turned out that she needed all of that to win the game because Riehle went on a long scoring stretch in the second half, bringing the game as close as 35 - 38 at the 58 shoe mark. But Riehle's single ringer on the next pitch opened the door for Bigelow and Melissa capped with a double, getting the three points she needed to win it.

Again, in round two, it was Bigelow looking for another upset win. She took on the number two player, Mary Hargett who was ready for the challenge. This was a long close game all the way. It came down to the end, tied at 37 points when Bigelow was able to collect on a single ringer and win it.

Round three brought on the match that everyone thought would be the deciding match of the tournament: Tava Cook vs. Tina Riehle. The cousins from Wisconsin were both pitching the best world tournament they've ever played and both were in a must win situation. A win for Cook would keep her even with Bigelow (who defeated Kiri Cook in the same round) and a win for Riehle would bring her even with Cook, and only a game behind Bigelow, giving her a good shot at stealing the crown in a play-off. Riehle came out firing at about a 70% pace, mounting a huge 29 - 8 lead at the 30 shoe mark. But something woke up Cook at that point and she went on a rampage, pitching 18 ringers out of the next 24 shoes (75%). But Riehle nearly matched her ringer for ringer and held on to give the defending champ her first loss in championship play since 2002, finishing the game with 6 straight ringers and a score of 41 - 28 and a blistering 63% ringers for the game! Riehle was clearly making a strong run for the title despite her first round heartbreaking loss to Bigelow.

In round four, Riehle continued her ascent towards the crown

with another game over 60%, handily defeating Mary Hargett, eliminating her from contention. Round four also brought together Melissa Bigelow and Tava Cook. Cook still had her fate in her own hands... defeating Bigelow would even their records at 3 - 1 and put her back into position to win her second title. However, a win here for Bigelow would just about guarantee her the title. So, the stage was set for a big match up and after 32 shoes with the score 16 - 15 in Cook's favor, it looked like it was going to be just that. But from then on, it was all Cook who took just 20 more shoes to reach the final score of 41 - 22, handing Bigelow her first loss and bringing it back to a three way tie for the lead.

Round five worked out to where the three leaders were playing the three trailers, so it appeared that the three way tie could hold out to the end, which is exactly how it went. All three leaders won in round five. Shaina Stover, trailing Bigelow 39 - 13, seemed intent on becoming the spoiler, quickly bringing the score to 32 - 39. But she couldn't keep Bigelow down long enough, finally losing it when Bigelow capped her single ringer with a double at the 48 shoe mark. After regulation play, Tava Cook, Tina Riehle and Melissa Bigelow were all tied with 4 - 1 records.

Cook was high percentage and sat out while Riehle and Bigelow fought to see who would challenge Cook for the title. The play-off between Riehle and Bigelow turned out to be a hard fought match. Riehle was clearly off her game and out of sync, allowing Bigelow to stay close the whole game and in the end, Bigelow came through, making the tough shots when she really needed them, defeating Riehle 40 - 36 in another heartbreaker for Riehle, who just seemed to run out of steam a little too early... pitching her worst game of the tournament after finishing regulation play so brilliantly.

Riehle's play-off loss set up what looked to be a mismatch for the championship. Bigelow came out strong in the final match against Cook, but her 54.5% looked like nothing compared to Cook's 68.2%. Cook controlled the whole match, showing that she was the champion all the way, defeating Bigelow 40 - 18 in just 44 shoes, ending the run with an overall 60.53% ringers for the tournament, winning the title decisively—definitely a championship performance!

# JUNIOR BOY'S CHAMPIONSHIP

by Bobby White

The junior boy's championship group was extended to twelve players this year. It had been set at eight for numerous years in a row but the high percentages in the Eau Claire A and B groups and the large number of boys averaging over 60% in natstats suggested a change was necessary. It seems that was a good move, as ten of the top twelve qualifying boys averaged over 60% in mixed class play! Defending champ, Drew Becker, Buddy Dyrda, Nick Preston and Tony White were the only championship class veterans in the group—the rest were all first-timers.

The opening night was set for six games, with the lower players playing the top players, making for what you would think would be a bunch of routine games—hardly! Round one opened with the longest game of the night: John Perry vs.

Tony White. White edged out Perry 40 - 34, pitching 80.0% to Perry's 77.5% in the 82 shoe opening match. Believe it or not, that wasn't the high percentage game of that round—Lee Siebold opened up with an 83.33% game against Cody Preston... Buddy Dyrda fired an 89.29% (25 out of 28) at Joshua Carr... and to top it off, Matt Korpela shot 27 out of 30 for 90.0% against Nolan Johnson! Now that's an opening round—the lowest winning ringer percentage of that round was 76.19... WOW! This round set the stage for the whole tournament—80% of the sixty-six games played in this group were won with ringer percentages higher than 70%!

Round two saw another long match (72 shoes) for White against Siebold, with White prevailing 40 - 33. The high game of that round went to Buddy Dyrda who fired 81.58%

# JUNIOR BOY'S CHAMPIONSHIP

Continued

for a win over Justin Sipma. After two games, five players were undefeated, Dyrda, Nick Preston, Becker, Korpela and White with White being the workhorse thus far, having thrown at least twice as many shoes as the other four undefeated players.

Round three was mostly uneventful, with the top five staying undefeated. The high game of that round went to Tony White who threw an overwhelming 85.71% at Joshua Carr. Round four was almost a carbon copy of round three, except it was Buddy Dyrda with the high game of 85.71% (matching White's game three exactly for shoes and ringers thrown). Round five saw Siebold challenge Becker, throwing 73.53% for the game, but it was no match for Becker's 83.82%-- the high game of that round. In round six, Siebold was able to pounce on four early misses by Dyrda, garnering 12 points and taking the lead in the first eight shoes but Dyrda only missed two more shoes for the rest of the game, ending with a blistering 86.36% and the longest string of ringers in the group—26 in a row! But that performance was topped for high game of the round by Tony White's 88.89% (32 of 36) game against Nolan Johnson.

The first night of play ended with the same five boys all undefeated and Cody Preston right on their heels with just that one close loss to Siebold in the opening round. So, those six young men had a lot to dream about as they left the arena late Friday night! Surely, the stage was set for a very interesting showdown on Saturday night... five of six players were all undefeated and all still had to play each other... you couldn't get a more evenly matched group! You could probably play the next part of the round robin over and over and get a different winner each time.

As it happened in the class A group, the circumstances were very similar and Buddy Dyrda prevailed in the three-way play-off. But this was the big one... the championship finals... it's all about winning here... nothing else matters... high percentages are impressive, but it's wins that count... as the second night of championship play certainly proved. So, Saturday night opened with game seven and right off, it was a clash of undefeateds. Nick Preston, throwing 84.6% (the high game of the round) bested Tony White 40 - 28 in a tough match, while his brother Cody almost upset Buddy Dyrda as Dyrda scraped by 40 - 33, throwing 82.56% and needing every bit of it. Both White and Cody Preston hit about 80% in losing efforts. Drew Becker took out Matt Korpela, narrowing it to just three undefeated players.

## The days after:

Afterwards, you could hardly tell that those kids had all just been battling it out for the world title... They hung together in a tight group, girls and boys all together throughout the awards and for the rest of the time that they were there. The junior party was the very next night and it was just the same, as were the days that followed. Jackie Hughes, National Junior Promotions director, did a great job, remotely from Minnesota, in arranging a nice night for the kids at Tough Guy Lanes in downtown Pocatello. All together, there were about 35 to 40 kids at the party. They were able to have a lot of fun hanging out together... they bowled about eight games with the last hour or so being glow bowling. All the pizza you could imagine and plenty of refreshments were on hand. A special thanks goes to Mel and Sonya Cook who chaperoned and took charge of the party on site. They did a terrific job, helping it to be a nice night for all the kids. Dave Cowan, Jr. and Aaron Dorler get honorable mention for their roles as chaperones as well... Dave sure has the moves dancing! Aaron, however, should stick to bowling and horseshoes (and that's being nice!). All in all, this is a fine group of junior players that we have right now. Not only are they great players, but also they are great people. If you are a parent of any of them, then you have a lot to be proud of... no doubt!

Round eight would shake things up further. Coming off of a tight loss to Nick Preston and not being able to afford another, White came out firing in the next match against Dyrda. It took everything he could throw at Buddy... the game was locked at 16 at the 40 shoe mark but from there, White scored 19 unanswered points in 12 shoes, making it 35 - 16 and he held on to win it 40 - 22, throwing the high game of the round, 82.35%. Nick Preston was starting to look untouchable by scrapping it out for the win in a tight one against Korpela, 40 - 33, throwing 81.71% to Korpela's 79.27%. Cody Preston, desperately trying to play the spoiler, nearly took out Becker in a very close game. Becker hung on for the 40 - 34 victory. After eight, it was down to Nick Preston and Drew Becker at 8 - 0, with the two of them playing next round. Things were really heating up! So, who would it be, Preston or Becker??? Well, like I said before, Preston was looking untouchable and that held up through round nine as well. He defeated the defending champ 40 - 31, leading the whole way, pitching 81.71%. Meanwhile, another key match was happening between Dyrda and Korpela; Korpela desperately needed a win to stay in the hunt. Trailing Dyrda 39 - 31 after 82 shoes, Korpela tossed eleven out of the last twelve to sneak past Buddy and win it 40 - 39.

Round ten pinned Dyrda against Preston, with Dyrda in a must win situation. Buddy rose to the challenge and dropped Preston 40 - 30, never trailing in the game and throwing a solid 79.49% for 78 shoes. John Perry had the high game that round—80.95%.

So, it was still up for grabs going into the 11<sup>th</sup> and final round. Becker and Preston were once again tied, with White, Dyrda and Korpela just one game back. Losses for Becker and Preston would send it into a five-way play-off! Believe it or not, that nearly happened! Becker was matched up against his fellow Canadian foe Dyrda and Nick Preston had yet to play his brother Cody. Well, Dyrda took care of the first part by handily defeating Becker 40 - 24, while, at the same time, Cody came out firing against Nick, taking the early lead 18 - 9 and looking like he was finally going to get his shot at playing the spoiler in this thing! But Nick finally came to life as Dyrda defeated Becker on the next court over. Realizing he could win it outright with a win here, he focused in and closed out Cody 42 - 25 in 54 shoes to become the 2004 junior boy's world champion! It was a truly awesome show by all the boys... just like the girls; it could have gone to any of them. But that night, it was Nick Preston all the way; winning the games he needed to win to become the champ.

# MEN'S CHAMPIONSHIP

by Ward Lutz

Twenty-four player began Championship play on Wednesday, August 4<sup>th</sup>, with twenty-three of them wondering if they could deny Alan Francis a Ted Allen-tying, tenth Men's Championship title. Still not at the halfway mark of his fourth decade of life, Alan has nine Men's titles plus four Boy's Championships. He has won eight Men's titles in the last eleven years. Only Walter Ray Williams, Jr. (1994) and Brian Simmons (2000 and 2002) have interrupted Alan's string during this period.

Sixteen players who qualified based on their ringer percentage in games played earlier, joined eight pre-seeded pitchers. Alan, Shannon Foster of Tennessee and Joe McCrink of New Jersey, last year's runner-up in the Eau Claire, Wisconsin based affair, had entering averages of over 80%. Vermont's Gale Greene was fourth seeded at 78.2%. Twenty-three 40-point games were played over four days with six games each of the first three days and five games on the final day.

Pocatello, Idaho site of the tournament sits at 4,500 feet elevation making the 2004 edition the highest World tournament. Idaho State University's indoors football arena (Holt Arena) provided the pitching venue. Courts were setup on the floor of the arena, which is approximately 30 feet below ground. They were placed on the same 'Astroturf-like' surface used for football. Underlying this was a one-inch thick resilient rubber-like material providing an easy-on-the-legs surface. The pitching platform had a springy feel as one pushed off during delivery of the shoe. The locally obtained clay was reddish in color and had wetting and texture properties distinct from the blue/gray clays used in the past. The vastness of the arena made for quieter pitching conditions and enhanced the disruptive affect of cell phones ringing and other audience noises.


After days one and two, seven players had clean 12/0 records with only Francis averaging over 80%. Day three of competition provided games between pitchers with few or no losses. Hard-fought games included Gary Opper of Idaho versus Walter Ray Williams Jr. (41 to 34, 76 shoes) and Walter Ray Williams Jr. versus Joe McCrink in which Joe finished with 28 consecutive ringers to close out Walter Ray, 41 to 34 after trailing 20 to 34. The star of the third day of pitching was Andre LeClerc of Montreal. Andre

gave Francis his first loss, and as it turned out, his only loss of the Tournament. This was an 82-shoe affair with Andre winning 41 to 34. Andre also defeated seeded pitchers Shannon Foster, Gale Greene, and Gary Opper during this session. In what was one of the best games of the tournament, Andre pushed Joe McCrink to throw his best game of the tournament. 92 shoes were pitched with Joe having 85.8% ringers to Andre's 81.5%. Both pitchers throw a beautiful turn and three-quarter that floats like a butterfly and stings the stake like a bee. Hard-fought games such as this one represent the essence of Championship Horseshoe Pitching. The intense pressures on each throw, the players calling on their strength of will to match their opponents, and the crowd intently watching each shoe pitched. A game such as this is a pleasure to watch.

The first game of the final day of competition brought the surprise pairing of McCrink and Francis who were standing first and second, respectively, at the time. Alan bested Joe with one of his best games of the tournament while Joe had one of his worst games. As the last game of the tournament approached Francis had one loss and Foster and McCrink each had two losses. Francis and Foster were matched in the final game. If Shannon could best Alan he would force a playoff for the title and if McCrink won his last game he would join the playoff. As Alan and Shannon were taking practice throws it became apparent they could not determine whose shoes were whose as both used the same brand of shoe. To resolve this dilemma they resorted to weighing their shoes. Once the shoes were identified, strategically applied paint was used to prevent a mix up during the game.

Alan defeated Shannon capturing his tenth title. If not already so, this Ted Allen-tying, tenth World Championship establishes Alan as a legend of horseshoe pitching and at such a young age. What will the future bring? Given his dedication and grace under pressure one would have to think there are many more titles in Francis's future.

Alan's ringers have a distinct and haunting sound that reminds me of remarks made about the distinct sound of the ball contacting Babe Ruth's bat as he launched another home run.



SIMMONS

CAN/AM

VIP

CONDOR

PRO-STAR

**BILL VANDERBURG**  
HORSESHOE COMPANY  
201-30 Avalon Place  
Kitchener, ON N2M 4N6

(519)575-9163



**SIMMONS - XL:** Thrown by the 2002 World Champion, Brian Simmons at 85%. M - H. Price \$50.00

**CONDOR:** Perfectly balanced flip. Thumb Indentation. Can be thrown with lugs up or down. L-M-H.

**PRO-STAR:** Designed to flip, can be thrown up or down. New Thumb Indentation. Weight L-M-H.

**VIP:** Designed for flip & the  $\frac{3}{4}$  turn. Has a good heavy lug. Weight L-M-H.

**CAN-AM:** A super shoe for the  $\frac{3}{4}$  turn, 1 $\frac{1}{4}$  and 1 $\frac{1}{2}$  turn. L-M-H.

PRICE: \$48.00—Shipping & Taxes extra. 1 year guarantee. Order through any NHPA Distributor

# MIXED CLASS & 9 AND UNDER

by Bobby White

Mixed junior class play in the 2004 World Tournament opened on July 27<sup>th</sup> with a moment of silence in memory of Sam Chilcott, 15, from Erie, PA, who died tragically in a car crash on July 2, 2004 just several weeks before the tournament. Sam had played in his first WT last year in the Junior A group (just missing the cut-off for the championship boys division) and had made many new friends during the Eau Claire tournament who were quite saddened to hear of his passing. Junior players paid their respects by wearing "In Memory of SJC" patches on their shirts during play.

The number of junior entries was a little bit down from previous years but the competition was as good as it's ever been. An influx of very competitive local junior players from Idaho helped to level out the classes setting up for some exciting finishes which culminated with play-offs for the mixed Junior A and B classes. Buddy Dyrda (12 - 2) triumphed in the A class, holding off Matt Korpela (12 - 3) and Tony White (11 - 3). All three were tied for first after regulation play and Buddy came out on top in the end. Thomas Lee (13 - 1) edged out Nolan Johnson (12 - 2) for the B class title with both boys having matching ringer averages and Lee winning the play-off game. The C class champion was Joshua Routh (13 - 2) who held onto a one game lead over Kyle Bidwell (12 - 3) to win it. Noah Elich (14 - 1) was able to hold off a strong charge by the local Idaho boys, Brad and Eric

Gilmore (both at 13 - 2) to win the D class world title. Ryne Lund (12 - 1) managed to pull out a victory in the E class, but not without tough battles from Dan Craft (11 - 2) and another Idaho local, James Price III (11 - 2).

The age 9 and under mixed junior division (pitching from the 20 foot foul line... half court) played alongside the championship junior boys and girls groups and really put on quite a show for the crowd. Blake Roberts (7 - 0) once again displayed his "textbook" pitching skills, fending off strong challenges from Matt Warrick (5 - 2) and Nathan Scott (5 - 2). The nine and under junior group is a great addition to the tournament and it was a pleasure to be on the sidelines to watch some real "firsts" happen. It was great to see Travis Sluys finally throw his first shoes in world tournament competition and it was even more entertaining to watch his antics between pitches. He surely kept us all entertained throughout the competition! It was also exciting to be on the sidelines as Jennifer Trader threw her first ever double ringer... just one of many more to come, I'm sure. Who knows, some of these kids getting started here just might be future junior and adult world champions. Some may never have started competing in this game were it not for this new division, so it's definitely a step in the right direction to get younger kids involved at a shorter distance in which they can compete with success like the other juniors.

## ELDER'S CHAMPIONSHIP

by Ward Lutz

Eight who qualified via games played earlier in the tournament joined four pre-seeded elders. D. W. Story of Tennessee advanced into the Championship group all the way from Elders Class D averaging 67.67%. Top seeded Paul McCreery hailing from Texas sure looked the part in warm-up marking him as the one to beat. Veteran Bobby Fields of Tennessee was picked by some to walk away with the hardware. Also having support for the title was Elden Sarbaugh, proprietor of excellent indoor courts in the buckeye state. The absence of any former Champions assured a new Elder's Champion.

The first six games of the Championship were played on Thursday, August 5<sup>th</sup>. McCreery and Fields both went 6/0 and Sarbaugh had one loss. Paul's toughest match was against Teddy Guillotte, needing 64 shoes to prevail 42 to 33. Fields topped his opponents needing a maximum of 52 shoes to reach the 40-point mark. Elden Sarbaugh's only loss was to Tony Piaz of Colorado.

Paul and Bobby remained undefeated until they met in game ten. The Texan unleashed his best game (86.4%) to top Fields 40 to 19. The Championship remained in doubt as Sarbaugh beat McCreery in a thriller 41 to 38. Elden jumped out to a 22 to 3 lead. Paul delivered 10 consecutive ringers to tie the game at 22. From there the game sawed. However, Bobby was not able to best California's Don Kies to force a playoff.

The excellent performance of McCreery indicates he will be a force to be reckoned with in future Elder's Championships.

## Three Generations of Champions

Submitted by Andre LeClerc

Bret Vogel, who made the Men's Championship group this year, is the third generation of Vogels to achieve this. His father is Roger Vogel (who incidentally was present as a spectator in Pocatello), and his grandfather was Nelson Vogel. Nelson and Roger both made the championship group the same year in 1958 (the first father-son to do so since the Jacksons), and both qualified numerous times. Three generations making the championship, I don't think it has ever been seen before.

by Steve Summerlin

Providing coverage of the world tournament to our members and others never fails to have its challenges and difficulties. This year we were plagued with camera problems and low lighting (at least for photos) in the arena. The result was much fewer pictures than previously planned. Instead, we strived to provide a little more coverage in other areas by giving a game of the day for each division and then inning-by-inning results for the championship rounds. This was accomplished thanks to Glenn Jaimeson and Stan Dodson in the stats room; without their hard work, we would not have been able to provide this.

A question was asked about the small size used for the group photos on the website and the answer is simple; we try to provide coverage that is usable by the standard dial-up modem, so small file sizes are imperative to allow loading of pictures in a reasonable amount of time. All group photos were available at the WT site and can still be obtained from our photographer Ernie Bowdell. You can send any requests to Ernie at: 2328 Club DR., South Bend, IN 46615.

We hope you enjoyed our coverage of the 2004 World Tournament from Pocatello, Idaho.

## SENIOR MEN'S CHAMPIONSHIP

by Ward Lutz

The Senior Men's Championship offered to be very competitive with movement to the Division of veteran Open Men's Division pitchers Paul LaCrosse and Kurt von Kleist. NHPA President Paul Stewart and top seed John Mathys joined LaCrosse and von Kleist as pre-seeded participants in the Championship. Eight Senior Men who qualified based on play in earlier games completed the field. Among the qualifiers was Ed Aronius who has returned to the Division after competing as a short distance pitcher. Ed won the Elder's Championship in 2001 in Hibbing, Minnesota. The Hibbing win was Ed's fourth World championship in three separate divisions; a feat marking Ed as a pitcher always to be reckoned with in World Tournament competition.

Defending Senior Men's Champion Bob Hayes who was unable to participate because of illness offered his best wishes to the Senior Men pitchers in a recent issue of the Newslines.

The first six games were played on Thursday morning, August 5<sup>th</sup>. Paul Stewart wore a shirt provided by Debby Michaud to note the victory of the New England Patriots over the Carolina Panthers in the last Superbowl. If the Panthers had won, Paul



**HORSESHOES**  
**PERFECT LINE\***

*SENSATIONAL NEW PRODUCT  
 FOR HORSESHOE PLAYERS*

\*Patent Pending

**Used on any regulation shoe regardless of how your shoe is pitched, flip or turning**



Every player's goal is to pitch a perfect line to the stake

**Trains your pitching arm to deliver a "PERFECT LINE"**

Model #W2002

**\$34.95**

Includes Shipping and Handling

**Practice Inside Your Home Or Outside Year 'Round!**

Further Information:  
[www.horseshoesperfectline.com](http://www.horseshoesperfectline.com)

**George M. Loring** (Oct.-May)  
 5895 North Highland Park Dr.  
 Hernando, FL 34442  
 (352)489-7230

(May-Oct.)  
 20 Granite Ledge Rd.  
 Thornton, NH 03223  
 (603)726-3364

would have provided Debby a shirt for her to wear in the Women Championship. It took Paul three games to shake off the shock of wearing a 'yankee' shirt and the duties of administering his first World Tournament as President, as he lost two of his first three games. He recovered and won his last three games of the first day to stand fourth going into the final day. Paul LaCrosse and Bob Lautenschleger finished the first day with clean 6/0 records. Bob's wins did not come easy as his opponents scored 38, 38, 39, 31, 31 and 19 points. Kurt von Kleist had one loss the first day.

The final day of play saw Paul LaCrosse and Kurt von Kleist winning all of their games to finish first and second, respectively. Bob Lautenschleger did not fair as well dropping three of his five games for the remaining spot on the podium. Paul Stewart repeated his first day result with two losses finishing fourth.

The dominate play of Paul LaCrosse to garner the Senior Men's Championship and the strong play of Kurt von Kleist in their first participation in the Division represent a challenge to all other Senior Men who seek the Senior Men's title in future World Tournaments.

# REGIONAL DIRECTORS REPORT *by Allen Baptist*

The World Tournament Regional Director's meeting was held on July 31<sup>st</sup> at 3:00 p.m. with 14 in attendance. The topic of holding a sanctioned tournament on non-sanctioned courts was brought up. I answered that a sanctioned tournament can be held on non-sanctioned courts, but must meet all of the NHPA rules and regulations. Ward Lutz asked about giving champion patches out for club tournaments where the tournament champion could be a low percentage pitcher. I told him that if it is a sanctioned tournament, patches must be given out. It was also asked that if there is a short distanced and a 40' A class champion, who would

get the tournament patch? The answer is to give them each a tournament champion patch. I also stressed that the RD's should take some time and read the Regional Directors Guidelines and if they have any suggestions or changes they think should be made to contact me. I asked that the RD's make sure that the ARD's also have a copy of the Guidelines. I asked the RD's to make adjustments to their patch orders for 2005 depending on what they have left over or what they ran short of during the year. Patch order forms will be mailed out in the fall when I have received the 2005 patches.

## THE TOLL OF TIME

### Marvin Sandell

South Dakota  
6/24/1922 - 3/6/2004

Marvin Sandell of Florence SD, passed away March 6<sup>th</sup> 2004, at the age of 81. Marvin and his wife, Florence, farmed near the town of Florence for 46 years. Marv enjoyed pitching horseshoes, bowling and playing pinochle and cribbage. He was a great friend to all that had the opportunity to know him. Marv pitched a reverse three-quarter turn, and wouldn't want to do it any other way. He was a competitor, he loved challenges, he always gave it all and loved to win, but was the first to congratulate someone when they were better on a given day. He loved to talk about some of the great pitchers that he had gotten to see pitch over the years. Marv and Florence would travel great distances to pitch in a tournament. You would know Marv was there when he pulled up in the Cadillac. He will be missed by his horseshoe pitching friends.

### Jack O'Connor

Minnesota

Minnesota horseshoe legend Jack O'Connor died peacefully Tuesday, August 24, 2004, at his home in Brainerd, MN. He was born March 19, 1930.

Jack was a five-time Minnesota state champion and was inducted into the MGSHPA Hall of Fame in 1981. He was a railroad worker for 43 years. He retired in 1992.

He is survived by his wife of 53 years Esther, 10 children, Barbara, Tim, Bonnie, Brian, Jeff, Erin, Rick, Jackie, Pete, Brenda, and 22 grandchildren.

TOURNAMENT  
QUALITY

N.H.P.A.  
APPROVED


# SIX PAC



# HORSESHOES®

4811 Tishomingo Rd.  
Hillsboro  
MO 63050

(636) 942-3544



Six Pac Sure Peg    Six Pac Sure Point    Six Pac Sure Pitch


Horseshoe pitching is a game the whole family and all ages can enjoy for fun and exercise and championship play. The SIX PAC is cast of Ductile iron and annealed (softened) to make the shoe absorbent tough when ringing the peg.

#### FEATURES:


- Blades thicker, wider (more control) • Position marker (finger notch) • Hooks and Points (hardened to retain shape) • Guarantee (one year against breakage) • Annealed (for softness) • Special Coated Finish

One Pair - \$47.00 ea. • Six Pairs or more - \$42.00 ea.


#### Six Pac Sure Peg    Weights

 No. of Pairs \_\_\_\_\_  
 \_\_\_\_\_ x \$47.00= \_\_\_\_\_  L  
 (at 6 pairs or more)  M  
 \_\_\_\_\_ x \$42.00= \_\_\_\_\_  H

#### Six Pac Sure Point    Weights

 No. of Pairs \_\_\_\_\_  
 \_\_\_\_\_ x \$47.00= \_\_\_\_\_  L  
 (at 6 pairs or more)  M  
 \_\_\_\_\_ x \$42.00= \_\_\_\_\_  H

#### Six Pac Sure Pitch    Weights

 No. of Pairs \_\_\_\_\_  
 \_\_\_\_\_ x \$47.00= \_\_\_\_\_  L  
 (at 6 pairs or more)  M  
 \_\_\_\_\_ x \$42.00= \_\_\_\_\_  H

Continental US only \_\_\_\_\_  
 Missouri Residents add sales tax \_\_\_\_\_  
 Shipping & Handling \_\_\_\_\_  
 (Single Pair only \$8.00 Charge) \_\_\_\_\_  
 GRANDTOTAL \_\_\_\_\_

### ORDER FORM

Name \_\_\_\_\_

Shipping Address \_\_\_\_\_

Phone: Residence (    ) \_\_\_\_\_

Office (    ) \_\_\_\_\_

SIX PAC Guarantee: One (1) year from purchase date, not from replacement date. Both shoes must be returned in original carton showing date of purchase, weight and type of horseshoe. Return to manufacturer only. Include \$5.00 check or money order for shipping and handling costs.

**Thank you for your order and good horseshoe pitching.**



**Order Direct or from your N.H.P.A. Distributor**

**Send to: SIX PAC HORSESHOES**

**4811 Tishomingo Road, Hillsboro, MO 63050**

**Attn: Harvey E. Wobbe**

**(636) 942-3544**

 **A Tribute to Jerry Griggs**   
**October 6, 1929 – July 5, 2004**

It was Father's Day, the summer of 1975, when the Griggs' neighbor received a set of horseshoes as a gift. That Father's Day gift changed the direction of the Griggs' family and led them into a lifetime of horseshoe competition and fun they never knew existed. In the spring of 1976, they joined the Pony Express Horseshoe League in St. Joseph, Mo. Enjoying league play, they began thinking about attending their first State Tournament in Sedalia. They loaded up their big silver bus and headed for the 1976 State Tournament to see what it was all about . . . .

Jerry Griggs, a 30-year member of the National Horseshoe Pitchers Association, passed away on July 5, 2004 at the age of 74. Jerry had been diagnosed with Prostrate Cancer about six years ago and had been in remission. Last December it reappeared and had spread throughout his system. Jerry was a lifelong resident of St. Joseph, MO before retiring to Florida in 2001.

On June 20, 1957 he married his present wife, Joan, producing three sons, Scott, Stacy, Stan and one daughter, Tammy. These children produced five granddaughters and one grandson for them to enjoy. Today, you will find his youngest son, Stan, now age 40, still on the courts and beside him his son, Tyler, now nine years old making his debut on the courts in his first year of pitching.

After 50 years of service, Jerry retired as manager of St. Joseph Auto Parts. As his children grew Jerry was always involved in some type of organization; the Boys Scouts of America, girls and boys softball, a Scottish Rite Mason, Moila Shrine and Legion of Honor. Jerry served in the United States Air Force from 1951-1955 during the Korean War.

Upon joining the Pony Express Horseshoe League, Jerry became a very active member. He was secretary of the club for a number of years. The MO State Tournament had been held in Sedalia for 24 years. Jerry was instrumental in placing the first bid to host the State Tournament outside of Sedalia in 1978. With Jerry's leadership the State Tournament was held in St. Joe in the years 1978, 1979, 1981 and 1982. Seventeen years later, in 1999, the State Tournament would return to St. Joe under Jerry's leadership. He became Tournament Director of the two tournaments held in St. Joseph's and got the courts named after the great horseshoe pitcher and friend, Ray Cavin. Jerry then spent ten years serving as the Missouri Hall of Fame Chairman for the MOHPA. Missouri honored him for his service and dedication to the sport of horseshoes in 2002 as he was inducted into the Missouri Horseshoe Pitchers Hall of Fame.

During his 30-year horseshoe career, Jerry would collect over 50 trophies for his accomplishments. He pitched in 26 consecutive State Tournaments from 1976 – 2001 winning three state titles: 1983 – Men's Class G 41.4%, 1987 – Men's Class H 43.3%, and 1998 Senior's Class A 32.5%. He pitched in 17 World Tournaments spanning four decades, winning three titles in three different divisions: 1991 Open Men's Division Class J3; 1996 Senior's Division Class F; and 2000 Elder's Division Class G. When Jerry moved to Florida, he entered his first tournament there winning first place in Elder's Class B. He became one of the first trustees for The Villages Horseshoe Club.

Throughout these years keeping busy both as horseshoe player, organizer and promoter, the thing that Jerry probably enjoyed most was sharing all these moments with his son, Stan. Stan was only 11 years old, when they began pitching and they learned 'the ropes' together. Stan developed into a world class horseshoe pitcher and Jerry was his biggest fan. "We were together for 22 State Tournaments and he was there by my side when I won and also when I lost," Stan recalls. "I can still remember how proud he was when I won my first Men's State Title in 1996."


While I was keeping score for the A Class pitchers at the 1999 State Fair Tournament in Sedalia, I overheard a conversation taking place behind me on the front row of the bleachers between Jerry Griggs and a bystander who had sat down to watch. "That one young fella out there (pointing toward Stan) seems to know what he's doing," stated the spectator. "Oh, yeah!" replied Jerry, "That's my boy!" "Bet he practices a lot," quipped the spectator. "Naw, he doesn't practice much," answers Jerry. "He's been MO State Champ several times now!" Jerry added. "Is that right?" the fella replied. It was a horseshoe moment that I'll always remember, a proud father sharing his son's triumphs.

During his lifetime of horseshoe pitching Jerry not only enjoyed horseshoe competition, but he enjoyed the camaraderie that he shared with so many friends that he met along the way; in Missouri, across the states and finally in Florida. He traveled many roads with his longtime companion, Fred Smith, who shared so many good times together. He would always send me jokes and clippings that I might be able to use for Shoe Biz. Yes, we will always miss his smile, his company and conversation, but we will always remember what he done for the sport of horseshoes and the tireless hours that he gave so freely. We thank his family for sharing him with us. Missouri horseshoe pitchers salute Jerry Griggs who served his family, his country and the MOHPA so well.

"The courts seem a little emptier now without him by my side, but I will pitch on knowing that is what he would want. 'Pitch like a champion, like you have been there before' he would say. To give him another good game to watch, that is all he would ask of any of us," says Stan as he contemplates the future without him.

Submitted by Jeanette Claas





## Sam Chilcott

### Pennsylvania

The Erie Horseshoe Club experienced a devastating loss this summer. On July 2, 2004, one of our beloved junior members, Sam Chilcott, 15, died from injuries sustained in a car accident the day before. He was our current indoor and outdoor junior PA state champion and was on his way to many more titles in the sport. Sam was absolutely one of the greatest horseshoe pitching talents this club has ever seen, but that was nothing in comparison to the type of person he was... everyone who knew him would tell you that what I just wrote is an understatement... honestly though, it's hard to find the words that can adequately capture Sam... you had to know him. If you had met him, you would know what I mean. For those of you who never met him, I feel sorry for you— you really missed out... My life is different, having known him... I'm a better person now... there aren't many people I'd say that have had that kind of effect on me, but Sam is definitely one of them. I'm very lucky to have known him and his family.

Every year, I write a dedication for our Eastern National Tournament and I've already started writing next year's... perhaps this excerpt will help you get an idea of what I mean...

*"...Almost a couple of months have passed now and it seems that most of us are still not very close to being able to just tuck this away in our minds and move on. Paul Stewart held a moment of silence in honor of Sam at the world tournament in July, '04 and all the junior players wore patches in memory of Sam while they played and yet I myself, still go over to the Glenwood Park Courts expecting (hoping) to see Sam there getting ready to defend his state title in a week or so... I'm trying to be an example for my son Tony and others, but it's hard... I'm still in denial myself... In the weeks that have passed now, I've heard so many little stories from so many different people, of all the good little things that Sam did... It seems that everyone has at least one little personal "Sam story" that they can tell... (I have a handful of my own!) It's truly amazing that one 15-year-old boy could have as much influence as Sam seemed to have. I've heard stories from people who knew Sam since he was a little kid and from people who only met him for an hour or two... the stories are all the same—amazing! Somehow he seemed to leave an unforgettable impression on everyone who met him. I'm sure that even his parents, Rod and Kate, have recently heard stories that they never knew before... Sam was not one to go around and brag about any of the good little things he did. He did them because he was just being Sam and that was that. It was natural for him... Sam was clearly on a different plane of existence than most people you'll encounter. The truth is that he did things daily that parents of other children would have been ecstatic to see their child do even just once and if their child actually did even one thing like the things Sam did every day, those parents would probably be on a high for weeks over that single event... I can only imagine how proud Rod and Kate must have been on the inside. Again, you would have never seen that from them because they are also very humble people. But I'm sure they knew on the inside how special their son was and surely that helps explain the devastation that they've experienced. This is not to say that Sam wasn't also a typical 15 year old boy... he got himself into his share of mischievous things as well, like all kids his age... but in general, he was very exceptional in many ways... just ask someone to tell you a story about Sam—you'll see what I mean immediately and you'll agree..."*

Again, these are just words... hardly adequate for someone who didn't know Sam to get a feel for how much of a loss this is for the horseshoe community. He was certainly on his way to some great achievements in this sport and in his life and it's so sad to see it all just cut off instantly like that. But I think you can at least get the idea that this young man touched many, many people in his short fifteen years with us. His parents were able to give him a wonderful life and he was able to see and experience many things that many people go their whole lives without experiencing. So at least he wasn't short changed in the time he was with us. Sam was not just a horseshoe talent... he was truly gifted in everything he did... academics, athletics, hunting, fishing... you name it, Sam could do it. But the thing he was best at was being a friend... I'm so glad he was my friend, even for just this short time in my life and I'm sure that those of you who knew him feel just the same. We are all filled with wonders about what he would have become... he was already as great of a person as one could be and you can't help but have those wonders... all we can do now is try to carry on along the path he set for us and hope that it leads to him in the end. Knowing Sam, if he can, he'll leave us all trail markers, so be sure to look for them! Wherever he is now is exactly where I want to be in the end because I'm sure it's a good place. If you haven't had a chance to, and would like to express your condolences, you can send a note or a card to Rod and Kate Chilcott, 2644 Depot Road, Harborcreek, PA 16426. Contributions in memorial of Sam can be made to the Make-A-Wish Foundation and sent to the same address. The Chilcott's will truly appreciate anything you'd do in remembrance of Sam.

--Bobby White, Erie Horseshoe Club

## Stay Informed Keep Subscription Current

Don't let your "Horseshoe Pitching Newslines" subscription lapse. Check the expiration date on the mailing label. If it is 10/01/03, this is your last issue and you should mail a renewal now.

### NHPA "Horseshoe Pitching Newslines" Subscription Renewal Form

Name \_\_\_\_\_

Address \_\_\_\_\_

City/State/Zip \_\_\_\_\_

Phone \_\_\_\_\_

New Subscriber     Renewal

Subscription price for one, two, three years is  
\$12.00, \$22.00, \$30.00 for standard mailing in the U.S.

Add \$8.00/yr. for First Class.

Canada is \$20.00, \$38.00 or \$54.00 (US FUNDS ONLY)

Make checks payable and mail with form to:

NHPA Secretary/Treasurer  
3085 76th Street  
Franksville, WI 53126

If you have missed an issue,

limited copies of most back issues are available for \$3.00.

Send all back copy requests with payment to *Horseshoe Pitching NEWSLINE* Editor,  
P.O. Box 536, Webberville, MI 48892-0536

## Report Your 2004 State/Provincial Tournament Results in the November/ December Issue of "Newslines"

Results for your State or Provincial Tournament Results may be submitted for publication in the next issue of "Newslines".

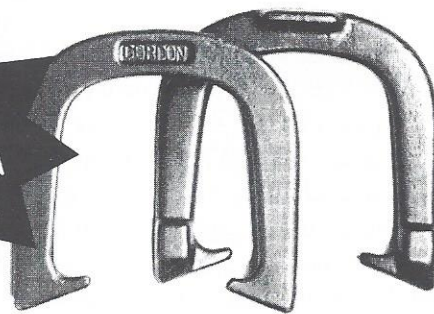
Please submit your results in the following format.

All Championship Groups – Submit name, win/loss record and percentage for all pitchers


All Classes other than Championship groups submit only the winner of each group with the same information as above.

Please submit your results in Word, Excel or text format via email if possible. Send results to:  
psummerlin@cablespeed.com

If submitting reports via regular mail, send to: Paula Summerlin, "Newslines" Editor, P.O. Box 536, Webberville, MI 48892-0536



Gordon Gold or Standard  
Pitching Horseshoes



Gordon Multi-Grip  
Pitching Horseshoes

### The forged shoe used by champions since 1932.

Gordon Standard Pitching Horseshoes are made of Carbon Steel and guaranteed against breakage for one full year from date of purchase. Gordon Gold Horseshoes are produced of Alloy Steel, heat treated for maximum toughness and guaranteed for two full years from date of purchase.

Order direct or from any NHPA Distributor

To purchase, send check or money order to:

### Gordon Horseshoes

c/o Queen City Forging Co.  
233 Tennyson St., Cincinnati, Ohio 45226

Gordon Multi-Grip Horseshoes have the staying power and twice the stability of any shoe on the market today. The Multi-Grip was designed for flip pitchers and turn pitchers with balance points conducive to consistent pitching from a variety of grips.

Call Toll Free: **1-888-321-7200**

e-mail order to: [gordon@qcforge.com](mailto:gordon@qcforge.com)  
Visit us at <http://www.gordonhorseshoes.com>




Made in U.S.A.  
NHPA Approved



Stan Leis presents one of the four newest Hall of Fame Members, Sylvianne Moisan of Quebec, with her plaque.



Gary Kline of Ohio is presented his Hall of Fame plaque by Dan Sanders, Ohio's Regional Director.




Newly elected Hall of Fame member, Paul Stewart, receives his plaque from "Burly" Burlingame.



Dick Hansen, NHPA Secretary/Treasurer, receives his Hall of Fame plaque from Lorraine Sternberg.



The Arch Stokes Award is presented to Casey Sluys by NHPA President Paul Stewart.




NHPA President Paul Stewart presents the "Presidential Award" to Paula Summerlin, Editor of the "Horseshoe Pitching NEWSLINE".



Stuart Sipma, NHPA 5th Vice-President presents the "Regional Director of the Year Award" to Clint Bryson. Clint serves as Regional Director for both North and South Dakota.



NHPA 3rd Vice-President Lorraine Sternberg presents her award of "Sanctioned League Director of the Year" to Jim Shilling of Indiana.



Terry Sternberg accepts an Achievement Award on behalf of his daughter, Heidi Poppe, from NHPA 4th Vice-President Bonnie Seibold.



Bob Faulkner from Idaho receives an Achievement Award from Stuart Sipma.



Dave Loucks is honored with a "Special Recognition" award presented by Dick Hansen recognizing his many years of service to the NHPA as president.



Casey Sluys presents Ed Domey with a "Special Recognition" award recognizing his many years of service as the National Buyer for Game Related Sales.



Jerry LaBrosse accepts for Minnesota, the 2003 Membership Award for the Most Junior Members (105). Minnesota also received the Membership Award for Most Adult Membership (948).



Renee Cowan from Virginia receives the 2003 Membership Award for the Largest Junior Membership Increase from 2002 to 2003 (16) from Dick Hansen.



Bobby Faulkner receives two Membership Awards on the behalf of Idaho from Dick Hansen. The first is for the Largest Adult Membership Increase (158) and the second for the Largest Adult Membership Percentage Increase (131.77%).



2004 Award Winners: Back, Left to Right; Jim Shilling, Indiana; Clint Bryson, South Dakota; Dick Hansen, Wisconsin; Dave Loucks, California; Sylvianne Moisan, Quebec. Front, Left to Right: Ed Domey, Massachusetts; Casey Sluys, California; Paula Summerlin, Michigan; Paul Stewart, North Carolina and Gary Kline, Ohio.




The 2004 Hall of Fame Inductees, left to right: Dick Hansen, Wisconsin; Sylvianne Moisan, Quebec; Paul Stewart, North Carolina; and Gary Kline, Ohio.



Hall of Fame Members in attendance at the 39th Annual NHPA Hall of Fame & Awards Banquet. Back, Left to Right: Dick Hansen, Dave Loucks, Merlin Potts, Ed Domey, Vicki Winston, Earl Winston, Gary Kline, Barry Chapelle, Paul Stewart, Ottie Reno, Don Titcomb. Front, Left to Right: Debby Michaud, Bonnie Seibold, Sylvianne Moisan, Jack Adams, Sue Snyder and Bob Champion.



# MENS DIVISION CHAMPIONSHIP CLASS



## MENS DIVISION - CHAMPIONSHIP CLASS 2004 WORLD

1.	Alan Francis	OH	22	1	943	1134	83.16
2.	Joe McCrink	NJ	21	2	999	1360	73.46
3.	Shannon Foster	TN	20	3	859	1148	74.83
4.	Andre Leclerc	PQ	19	4	1045	1410	74.11
5.	Mandell Proctor	MD	18	5	912	1288	70.81
6.	Gary Opper	ID	17	6	966	1332	72.52
7.	Walter Ray Williams, Jr	FL	16	7	874	1250	69.92
8.	Jim Walters	OH	16	7	874	1258	69.48
9.	Tom Westbrook	SC	14	9	914	1368	66.81
10.	Gale Greene	VT	13	10	734	1100	66.73
11.	Mark Seibold	IN	13	10	731	1144	63.90
12.	Ricky L Hall	VA	12	11	862	1306	66.00
13.	Tom Gallina	ON	10	13	723	1166	62.01
14.	Stan Leis	ON	10	13	740	1198	61.77
15.	Marcus Thomsen	NE	10	13	762	1234	61.75
16.	Foster Kenton, Jr	NV	9	14	796	1286	61.90
17.	Brandon Lund	WA	8	15	790	1220	64.75
18.	Darrell Sherrard	IN	7	16	650	1112	58.45
19.	Art Vandever	NM	7	16	662	1140	58.07
20.	Rich Pintor	CO	5	18	706	1194	59.13
21.	Bret Vogel	KS	4	19	475	962	49.38
22.	Jackie Whetzel	VA	2	21	658	1180	55.76
23.	Robert Booe	KS	2	21	550	1080	50.93
24.	Gary Roberts	OH	1	22	503	912	55.15

## MENS DIVISION - CHAMPIONSHIP CLASS 2003 WORLD

### 1. Alan Francis-OH

OPPONENT	SCORE	R	SP	%
1. Robert Booe	41/13	33	40	82.5
2. Art Vandever	40/10	34	44	77.3
3. Darrell Sherrard	42/14	35	42	83.3
4. Bret Vogel	40/15	29	38	76.3
5. Jackie Whetzel	41/3	36	42	85.7
6. Foster Kenton Jr	42/13	53	60	88.3
7. Gary Roberts	40/7	31	36	86.1
8. Marcus Thomsen	44/9	37	44	84.1
9. Brandon Lund	42/17	46	56	82.1
10. Ricky L Hall	41/15	41	50	82.0
11. Rich Pintor	40/3	25	30	83.3
12. Stan Leis	41/13	45	54	83.3
13. Tom Gallina	42/20	31	40	77.5
14. Mark Seibold	43/7	45	50	90.0
15. Tom Westbrook	45/25	40	52	76.9
16. Mandell Proctor	40/14	57	66	86.4
17. Andre Leclerc	34/41	65	82	79.3
18. Walter Ray Williams Jr	42/9	40	46	87.0
19. Joe McCrink	40/1	30	32	93.8
20. Gary Opper	40/32	61	76	80.3
21. Gale Greene	45/5	33	38	86.8
22. Jim Walters	41/13	48	58	82.8
23. Shannon Foster	40/20	48	58	82.8

### 2. Joe McCrink-NJ

OPPONENT	SCORE	R	SP	%
1. Darrell Sherrard	40/24	33	50	66.0
2. Bret Vogel	42/24	28	44	63.6
3. Jackie Whetzel	40/32	46	64	71.9
4. Foster Kenton Jr	42/22	50	66	75.8
5. Robert Booe	45/11	28	36	77.8
6. Art Vandever	41/31	34	54	63.0
7. Brandon Lund	41/18	31	42	73.8
8. Ricky L Hall	41/30	44	60	73.3
9. Rich Pintor	40/37	60	78	76.9
10. Stan Leis	44/22	46	60	76.7
11. Gary Roberts	40/31	38	58	65.5
12. Marcus Thomsen	41/25	33	50	66.0
13. Walter Ray Williams Jr	41/34	65	82	79.3
14. Tom Gallina	41/12	36	46	78.3
15. Mark Seibold	41/14	38	50	76.0
16. Tom Westbrook	41/28	42	58	72.4
17. Mandell Proctor	40/28	40	54	74.1
18. Andre Leclerc	40/30	79	92	85.9
19. Alan Francis	1/40	17	32	53.1
20. Gale Greene	42/27	51	66	77.3
21. Shannon Foster	24/40	43	64	67.2
22. Gary Opper	41/37	70	86	81.4
23. Jim Walters	41/38	47	68	69.1

W- 22 L- 1      946      943      1134      83.2

W- 21 L- 2      890      999      1360      73.5

**3.Shannon Foster-TN**

OPPONENT	SCORE	R	SP	%
1.Art Vandever	43/12	31	36	86.1
2.Darrell Sherrard	40/7	26	32	81.3
3.Bret Vogel	44/13	29	40	72.5
4.Jackie Whetzel	44/2	28	34	82.4
5.Foster Kenton Jr	40/18	38	46	82.6
6.Robert Booe	41/7	21	26	80.8
7.Marcus Thomsen	40/5	25	30	83.3
8.Brandon Lund	41/15	43	54	79.6
9.Ricky L Hall	45/26	28	50	56.0
10.Rich Pintor	40/22	38	50	76.0
11.Stan Leis	45/33	60	80	75.0
12.Gary Roberts	40/8	28	38	73.7
13.Mark Seibold	40/10	30	36	83.3
14.Tom Westbrook	42/26	62	80	77.5
15.Mandell Proctor	14/40	24	42	57.1
16.Andre Leclerc	30/40	57	78	73.1
17.Walter Ray Williams Jr	40/10	24	32	75.0
18.Tom Gallina	45/18	44	56	78.6
19.Gary Opper	42/29	58	74	78.4
20.Jim Walters	42/39	42	64	65.6
21.Joe McCrink	40/24	48	64	75.0
22.Gale Greene	45/26	34	48	70.8
23.Alan Francis	20/40	41	58	70.7

W- 20 L- 3                    903            859            1148    74.8

**5.Mandell Proctor-MD**

OPPONENT	SCORE	R	SP	%
1.Foster Kenton Jr	42/32	52	78	66.7
2.Robert Booe	42/24	50	68	73.5
3.Art Vandever	42/6	22	32	68.8
4.Darrell Sherrard	41/10	28	40	70.0
5.Bret Vogel	40/23	33	50	66.0
6.Jackie Whetzel	42/24	38	60	63.3
7.Stan Leis	43/14	42	60	70.0
8.Gary Roberts	44/24	41	54	75.9
9.Marcus Thomsen	35/40	36	56	64.3
10.Brandon Lund	40/16	33	42	78.6
11.Ricky L Hall	40/25	46	60	76.7
12.Rich Pintor	42/19	37	48	77.1
13.Jim Walters	41/26	39	54	72.2
14.Gale Greene	42/17	37	50	74.0
15.Shannon Foster	40/14	32	42	76.2
16.Alan Francis	14/40	48	66	72.7
17.Joe McCrink	28/40	35	54	64.8
18.Gary Opper	21/42	31	56	55.4
19.Tom Westbrook	45/37	44	68	64.7
20.Tom Gallina	43/24	41	58	70.7
21.Walter Ray Williams Jr	40/15	47	60	78.3
22.Andre Leclerc	38/40	65	88	73.9
23.Mark Seibold	42/9	35	44	79.5

W- 18 L- 5                    887            912            1288    70.8

**7.Walter Ray Williams Jr-FL**

OPPONENT	SCORE	R	SP	%
1.Gary Roberts	43/28	36	60	60.0
2.Marcus Thomsen	42/9	28	36	77.8
3.Brandon Lund	44/14	42	56	75.0
4.Ricky L Hall	42/37	54	76	71.1
5.Rich Pintor	41/24	30	44	68.2
6.Stan Leis	44/14	36	48	75.0
7.Robert Booe	45/18	31	48	64.6
8.Art Vandever	40/22	31	46	67.4
9.Darrell Sherrard	42/9	22	34	64.7
10.Bret Vogel	44/3	25	32	78.1
11.Jackie Whetzel	42/14	32	44	72.7
12.Foster Kenton Jr	40/36	59	80	73.8
13.Joe McCrink	34/41	63	82	76.8
14.Gary Opper	41/35	57	76	75.0
15.Jim Walters	24/40	35	56	62.5
16.Gale Greene	26/40	35	56	62.5
17.Shannon Foster	10/40	15	32	46.9
18.Alan Francis	9/42	28	46	60.9
19.Tom Gallina	41/26	37	50	74.0
20.Mark Seibold	40/20	41	54	75.9
21.Mandell Proctor	15/40	39	60	65.0
22.Tom Westbrook	35/41	53	76	69.7
23.Andre Leclerc	40/32	45	58	77.6

W- 16 L- 7                    824            874            1250    69.9

**4.Andre Leclerc-PQ**

OPPONENT	SCORE	R	SP	%
1.Brandon Lund	40/39	55	78	70.5
2.Ricky L Hall	41/11	36	44	81.8
3.Rich Pintor	42/32	51	70	72.9
4.Stan Leis	40/19	44	54	81.5
5.Gary Roberts	41/26	47	64	73.4
6.Marcus Thomsen	40/26	51	68	75.0
7.Darrell Sherrard	28/45	26	48	54.2
8.Bret Vogel	41/0	20	26	76.9
9.Jackie Whetzel	40/35	37	54	68.5
10.Foster Kenton Jr	43/33	43	60	71.7
11.Robert Booe	41/19	29	42	69.0
12.Art Vandever	42/11	39	52	75.0
13.Gary Opper	44/29	51	68	75.0
14.Jim Walters	37/41	53	76	69.7
15.Gale Greene	42/11	34	42	81.0
16.Shannon Foster	40/30	62	78	79.5
17.Alan Francis	41/34	67	82	81.7
18.Joe McCrink	30/40	75	92	81.5
19.Mark Seibold	40/6	34	42	81.0
20.Tom Westbrook	41/36	46	62	74.2
21.Tom Gallina	41/34	37	62	59.7
22.Mandell Proctor	40/38	66	88	75.0
23.Walter Ray Williams Jr	32/40	42	58	72.4

W- 19 L- 4                    907            1045            410    74.1

**6.Gary Opper-ID**

OPPONENT	SCORE	R	SP	%
1.Rich Pintor	44/31	41	62	66.1
2.Stan Leis	42/11	32	38	84.2
3.Gary Roberts	40/11	35	44	79.5
4.Marcus Thomsen	40/26	38	52	73.1
5.Brandon Lund	42/28	39	58	67.2
6.Ricky L Hall	41/27	30	44	68.2
7.Jackie Whetzel	40/38	45	66	68.2
8.Foster Kenton Jr	40/23	43	66	65.2
9.Robert Booe	40/7	23	28	82.1
10.Art Vandever	44/29	42	60	70.0
11.Darrell Sherrard	45/25	37	50	74.0
12.Bret Vogel	45/6	24	32	75.0
13.Andre Leclerc	29/44	47	68	69.1
14.Walter Ray Williams Jr	35/41	54	76	71.1
15.Tom Gallina	40/12	33	42	78.6
16.Mark Seibold	41/32	43	66	65.2
17.Tom Westbrook	41/31	50	68	73.5
18.Mandell Proctor	42/21	38	56	67.9
19.Shannon Foster	29/42	54	74	73.0
20.Alan Francis	32/40	58	76	76.3
21.Jim Walters	27/41	30	46	65.2
22.Joe McCrink	37/41	69	86	80.2
23.Gale Greene	42/23	61	74	82.4

W- 17 L- 6                    898            966            1332    72.5

**8.Jim Walters-OH**

OPPONENT	SCORE	R	SP	%
1.Jackie Whetzel	43/30	31	48	64.6
2.Foster Kenton Jr	41/29	33	52	63.5
3.Robert Booe	45/25	33	54	61.1
4.Art Vandever	45/7	29	36	80.6
5.Darrell Sherrard	40/33	46	68	67.6
6.Bret Vogel	41/0	22	24	91.7
7.Rich Pintor	40/9	26	30	86.7
8.Stan Leis	45/17	44	62	71.0
9.Gary Roberts	42/27	42	66	63.6
10.Marcus Thomsen	41/25	41	58	70.7
11.Brandon Lund	44/14	37	46	80.4
12.Ricky L Hall	40/12	41	50	82.0
13.Mandell Proctor	26/41	34	54	63.0
14.Andre Leclerc	41/37	53	76	69.7
15.Walter Ray Williams Jr	40/24	40	56	71.4
16.Tom Gallina	32/40	36	56	64.3
17.Mark Seibold	36/42	40	66	60.6
18.Tom Westbrook	34/43	58	78	74.4
19.Gale Greene	42/14	29	42	69.0
20.Shannon Foster	39/42	40	64	62.5
21.Gary Opper	41/27	34	46	73.9
22.Alan Francis	13/41	38	58	65.5
23.Joe McCrink	38/41	47	68	69.1

W- 16 L- 7                    889            874            1258

**69.9. Tom Westbrook-SC**

OPPONENT	SCORE	R	SP	%
1. Marcus Thomsen	38/41	48	80	60.0
2. Brandon Lund	40/36	38	66	57.6
3. Ricky L Hall	34/42	56	84	66.7
4. Rich Pintor	42/16	38	54	70.4
5. Stan Leis	44/30	33	52	63.5
6. Gary Roberts	42/7	33	42	78.6
7. Art Vandever	42/11	29	42	69.0
8. Darrell Sherrard	42/26	30	48	62.5
9. Bret Vogel	45/17	26	44	59.1
10. Jackie Whetzel	42/22	38	48	79.2
11. Foster Kenton Jr	40/22	40	56	71.4
12. Robert Booe	40/17	35	46	76.1
13. Gale Greene	42/16	32	48	66.7
14. Shannon Foster	26/42	56	80	70.0
15. Alan Francis	25/45	32	52	61.5
16. Joe McCrink	28/41	37	58	63.8
17. Gary Opper	31/41	45	68	66.2
18. Jim Walters	43/34	60	78	76.9
19. Mandell Proctor	37/45	41	68	60.3
20. Andre Leclerc	36/41	44	62	71.0
21. Mark Seibold	31/40	32	58	55.2
22. Walter Ray Williams Jr	41/35	53	76	69.7
23. Tom Gallina	41/27	38	58	65.5

W- 14 L- 9 872 914 1368 66.8

**11. Mark Seibold-IN**

OPPONENT	SCORE	R	SP	%
1. Ricky L Hall	11/42	27	46	58.7
2. Rich Pintor	43/18	24	38	63.2
3. Stan Leis	40/21	36	56	64.3
4. Gary Roberts	41/35	28	50	56.0
5. Marcus Thomsen	40/24	34	48	70.8
6. Brandon Lund	42/36	50	68	73.5
7. Bret Vogel	41/13	28	40	70.0
8. Jackie Whetzel	44/39	42	66	63.6
9. Foster Kenton Jr	41/21	28	42	66.7
10. Robert Booe	41/5	26	32	81.3
11. Art Vandever	41/17	32	44	72.7
12. Darrell Sherrard	25/40	27	46	58.7
13. Shannon Foster	10/40	20	36	55.6
14. Alan Francis	7/43	33	50	66.0
15. Joe McCrink	14/41	30	50	60.0
16. Gary Opper	32/41	39	66	59.1
17. Jim Walters	42/36	43	66	65.2
18. Gale Greene	42/30	35	50	70.0
19. Andre Leclerc	6/40	22	42	52.4
20. Walter Ray Williams Jr	20/40	35	54	64.8
21. Tom Westbrook	40/31	36	58	62.1
22. Tom Gallina	19/42	31	52	59.6
23. Mandell Proctor	9/42	25	44	56.8

W- 13 L- 10 691 731 1144 63.9

**13. Tom Gallina-ON**

OPPONENT	SCORE	R	SP	%
1. Stan Leis	4/40	19	40	47.5
2. Gary Roberts	40/29	33	52	63.5
3. Marcus Thomsen	24/42	36	62	58.1
4. Brandon Lund	44/7	33	40	82.5
5. Ricky L Hall	30/40	41	64	64.1
6. Rich Pintor	41/25	36	50	72.0
7. Foster Kenton Jr	21/41	25	44	56.8
8. Robert Booe	41/26	33	54	61.1
9. Art Vandever	42/34	34	58	58.6
10. Darrell Sherrard	40/36	30	54	55.6
11. Bret Vogel	42/14	26	42	61.9
12. Jackie Whetzel	30/40	24	48	50.0
13. Alan Francis	20/42	23	40	57.5
14. Joe McCrink	12/41	27	46	58.7
15. Gary Opper	12/40	25	42	59.5
16. Jim Walters	40/32	39	56	69.6
17. Gale Greene	40/23	28	38	73.7
18. Shannon Foster	18/45	35	56	62.5
19. Walter Ray Williams Jr	26/41	32	50	64.0
20. Mandell Proctor	24/43	37	58	63.8
21. Andre Leclerc	34/41	35	62	56.5
22. Mark Seibold	42/19	38	52	73.1
23. Tom Westbrook	27/41	34	58	58.6

W- 10 L- 13 694 723 1166 62.0

**10. Gale Greene-VT**

OPPONENT	SCORE	R	SP	%
1. Bret Vogel	41/12	23	32	71.9
2. Jackie Whetzel	40/11	27	36	75.0
3. Foster Kenton Jr	44/20	43	62	69.4
4. Robert Booe	42/13	25	36	69.4
5. Art Vandever	41/21	37	50	74.0
6. Darrell Sherrard	40/8	29	34	85.3
7. Ricky L Hall	40/16	38	48	79.2
8. Rich Pintor	40/38	38	56	67.9
9. Stan Leis	40/17	26	36	72.2
10. Gary Roberts	42/7	27	30	90.0
11. Marcus Thomsen	42/27	39	64	60.9
12. Brandon Lund	42/24	46	64	71.9
13. Tom Westbrook	16/42	23	48	47.9
14. Mandell Proctor	17/42	29	50	58.0
15. Andre Leclerc	11/42	24	42	57.1
16. Walter Ray Williams Jr	40/26	39	56	69.6
17. Tom Gallina	23/40	22	38	57.9
18. Mark Seibold	30/42	32	50	64.0
19. Jim Walters	14/42	21	42	50.0
20. Joe McCrink	27/42	46	66	69.7
21. Alan Francis	5/45	19	38	50.0
22. Shannon Foster	26/45	28	48	58.3
23. Gary Opper	23/42	53	74	71.6

W- 13 L- 10 726 734 1100 66.7

**12. Ricky L Hall-VA**

OPPONENT	SCORE	R	SP	%
1. Mark Seibold	42/11	37	46	80.4
2. Andre Leclerc	11/41	26	44	59.1
3. Tom Westbrook	42/34	58	84	69.0
4. Walter Ray Williams Jr	37/42	49	76	64.5
5. Tom Gallina	40/30	43	64	67.2
6. Gary Opper	27/41	25	44	56.8
7. Gale Greene	16/40	29	48	60.4
8. Joe McCrink	30/41	40	60	66.7
9. Shannon Foster	26/45	21	50	42.0
10. Alan Francis	15/41	32	50	64.0
11. Mandell Proctor	25/40	40	60	66.7
12. Jim Walters	12/40	31	50	62.0
13. Bret Vogel	41/20	32	46	69.6
14. Robert Booe	40/11	21	30	70.0
15. Art Vandever	41/38	41	68	60.3
16. Gary Roberts	40/9	46	60	76.7
17. Rich Pintor	41/31	39	54	72.2
18. Brandon Lund	42/26	49	66	74.2
19. Jackie Whetzel	41/25	48	68	70.6
20. Stan Leis	35/42	44	66	66.7
21. Darrell Sherrard	41/28	45	66	68.2
22. Foster Kenton Jr	10/40	30	50	60.0
23. Marcus Thomsen	40/18	36	56	64.3

W- 12 L- 11 735 862 1306 66.0

**14. Stan Leis-ON**

OPPONENT	SCORE	R	SP	%
1. Tom Gallina	40/4	29	40	72.5
2. Gary Opper	11/42	21	38	55.3
3. Mark Seibold	21/40	30	56	53.6
4. Andre Leclerc	19/40	37	54	68.5
5. Tom Westbrook	30/44	27	52	51.9
6. Walter Ray Williams Jr	14/44	27	48	56.3
7. Mandell Proctor	14/43	33	60	55.0
8. Jim Walters	17/45	35	62	56.5
9. Gale Greene	17/40	18	36	50.0
10. Joe McCrink	22/44	38	60	63.3
11. Shannon Foster	33/45	55	80	68.8
12. Alan Francis	13/41	36	54	66.7
13. Rich Pintor	41/28	26	48	54.2
14. Brandon Lund	40/32	34	50	68.0
15. Bret Vogel	40/24	21	36	58.3
16. Robert Booe	45/33	34	60	56.7
17. Art Vandever	19/40	27	48	56.3
18. Gary Roberts	41/25	30	48	62.5
19. Marcus Thomsen	40/12	44	56	78.6
20. Ricky L Hall	42/35	45	66	68.2
21. Foster Kenton Jr	38/43	35	62	56.5
22. Jackie Whetzel	40/7	17	30	56.7
23. Darrell Sherrard	41/21	41	54	75.9

W- 10 L- 13 678 740 1198 61.8

**15. Marcus Thomsen-NE**

OPPONENT	SCORE	R	SP	%
1. Tom Westbrook	41/38	51	80	63.8
2. Walter Ray Williams Jr	9/42	17	36	47.2
3. Tom Gallina	42/24	40	62	64.5
4. Gary Opper	26/40	34	52	65.4
5. Mark Seibold	24/40	28	48	58.3
6. Andre Leclerc	26/40	46	68	67.6
7. Shannon Foster	5/40	13	30	43.3
8. Alan Francis	9/44	26	44	59.1
9. Mandell Proctor	40/35	37	56	66.1
10. Jim Walters	25/41	36	58	62.1
11. Gale Greene	27/42	36	64	56.3
12. Joe McCrink	25/41	29	50	58.0
13. Robert Booe	42/15	32	48	66.7
14. Art Vandever	40/35	45	68	66.2
15. Gary Roberts	41/18	29	52	55.8
16. Rich Pintor	43/27	29	44	65.9
17. Brandon Lund	42/30	38	58	65.5
18. Bret Vogel	20/41	33	56	58.9
19. Stan Leis	12/40	35	56	62.5
20. Foster Kenton Jr	45/10	32	44	72.7
21. Jackie Whetzel	40/29	37	60	61.7
22. Darrell Sherrard	36/44	28	44	63.6
23. Ricky L Hall	18/40	31	56	55.4

W- 10 L- 13 678 762 1234 61.8

**17. Brandon Lund-WA**

OPPONENT	SCORE	R	SP	%
1. Andre Leclerc	39/40	55	78	70.5
2. Tom Westbrook	36/40	39	66	59.1
3. Walter Ray Williams Jr	14/44	32	56	57.1
4. Tom Gallina	7/44	21	40	52.5
5. Gary Opper	28/42	33	58	56.9
6. Mark Seibold	36/42	48	68	70.6
7. Joe McCrink	18/41	24	42	57.1
8. Shannon Foster	15/41	33	54	61.1
9. Alan Francis	17/42	37	56	66.1
10. Mandell Proctor	16/40	25	42	59.5
11. Jim Walters	14/44	27	46	58.7
12. Gale Greene	24/42	41	64	64.1
13. Jackie Whetzel	40/14	30	42	71.4
14. Stan Leis	32/40	31	50	62.0
15. Foster Kenton Jr	42/32	45	62	72.6
16. Darrell Sherrard	41/21	34	46	73.9
17. Marcus Thomsen	30/42	34	58	58.6
18. Ricky L Hall	26/42	43	66	65.2
19. Bret Vogel	42/21	27	42	64.3
20. Robert Booe	40/7	29	40	72.5
21. Gary Roberts	40/0	34	48	70.8
22. Art Vandever	42/13	28	38	73.7
23. Rich Pintor	40/28	40	58	69.0

W- 8 L- 15 679 790 1220 64.8

**19. Art Vandever-NM**

OPPONENT	SCORE	R	SP	%
1. Shannon Foster	12/43	21	36	58.3
2. Alan Francis	10/40	23	44	52.3
3. Mandell Proctor	6/42	11	32	34.4
4. Jim Walters	7/45	17	36	47.2
5. Gale Greene	21/41	31	50	62.0
6. Joe McCrink	31/41	29	54	53.7
7. Tom Westbrook	11/42	20	42	47.6
8. Walter Ray Williams Jr	22/40	26	46	56.5
9. Tom Gallina	34/42	33	58	56.9
10. Gary Opper	29/44	38	60	63.3
11. Mark Seibold	17/41	24	44	54.5
12. Andre Leclerc	11/42	28	52	53.8
13. Darrell Sherrard	42/24	32	50	64.0
14. Marcus Thomsen	35/40	43	68	63.2
15. Ricky L Hall	38/41	40	68	58.8
16. Jackie Whetzel	41/11	29	46	63.0
17. Stan Leis	40/19	34	48	70.8
18. Foster Kenton Jr	41/18	34	48	70.8
19. Gary Roberts	40/0	38	56	67.9
20. Rich Pintor	31/40	23	46	50.0
21. Robert Booe	41/38	44	72	61.1
22. Brandon Lund	13/42	19	38	50.0
23. Bret Vogel	40/31	25	46	54.3

W- 7 L- 16 613 662 1140 58.1

**16. Foster Kenton Jr-NV**

OPPONENT	SCORE	R	SP	%
1. Mandell Proctor	32/42	50	78	64.1
2. Jim Walters	29/41	28	52	53.8
3. Gale Greene	20/44	34	62	54.8
4. Joe McCrink	22/42	43	66	65.2
5. Shannon Foster	18/40	31	46	67.4
6. Alan Francis	13/42	42	60	70.0
7. Tom Gallina	41/21	32	44	72.7
8. Gary Opper	23/40	39	66	59.1
9. Mark Seibold	21/41	21	42	50.0
10. Andre Leclerc	33/43	38	60	63.3
11. Tom Westbrook	22/40	33	56	58.9
12. Walter Ray Williams Jr	36/40	57	80	71.3
13. Gary Roberts	40/12	31	50	62.0
14. Rich Pintor	42/38	30	54	55.6
15. Brandon Lund	32/42	42	62	67.7
16. Bret Vogel	42/19	27	44	61.4
17. Robert Booe	45/21	36	58	62.1
18. Art Vandever	18/41	26	48	54.2
19. Darrell Sherrard	42/30	32	52	61.5
20. Marcus Thomsen	10/45	21	44	47.7
21. Stan Leis	43/38	37	62	59.7
22. Ricky L Hall	40/10	40	50	80.0
23. Jackie Whetzel	42/28	26	50	52.0

W- 9 L- 14 706 796 1286 61.9

**18. Darrell Sherrard-IN**

OPPONENT	SCORE	R	SP	%
1. Joe McCrink	24/40	27	50	54.0
2. Shannon Foster	7/40	14	32	43.8
3. Alan Francis	14/42	25	42	59.5
4. Mandell Proctor	10/41	19	40	47.5
5. Jim Walters	33/40	44	68	64.7
6. Gale Greene	8/40	18	34	52.9
7. Andre Leclerc	45/28	30	48	62.5
8. Tom Westbrook	26/42	25	48	52.1
9. Walter Ray Williams Jr	9/42	11	34	32.4
10. Tom Gallina	36/40	27	54	50.0
11. Gary Opper	25/45	30	50	60.0
12. Mark Seibold	40/25	31	46	67.4
13. Art Vandever	24/42	26	50	52.0
14. Gary Roberts	40/30	29	50	58.0
15. Rich Pintor	40/30	32	52	61.5
16. Brandon Lund	21/41	27	46	58.7
17. Bret Vogel	42/17	31	46	67.4
18. Robert Booe	40/17	29	46	63.0
19. Foster Kenton Jr	30/42	29	52	55.8
20. Jackie Whetzel	37/40	41	60	68.3
21. Ricky L Hall	28/41	41	66	62.1
22. Marcus Thomsen	44/36	30	44	68.2
23. Stan Leis	21/41	34	54	63.0

W- 7 L- 16 644 650 1112 58.5

**20. Rich Pintor-CO**

OPPONENT	SCORE	R	SP	%
1. Gary Opper	31/44	37	62	59.7
2. Mark Seibold	18/43	14	38	36.8
3. Andre Leclerc	32/42	47	70	67.1
4. Tom Westbrook	16/42	28	54	51.9
5. Walter Ray Williams Jr	24/41	24	44	54.5
6. Tom Gallina	25/41	31	50	62.0
7. Jim Walters	9/40	16	30	53.3
8. Gale Greene	38/40	36	56	64.3
9. Joe McCrink	37/40	58	78	74.4
10. Shannon Foster	22/40	31	50	62.0
11. Alan Francis	3/40	14	30	46.7
12. Mandell Proctor	19/42	30	48	62.5
13. Stan Leis	28/41	21	48	43.8
14. Foster Kenton Jr	38/42	29	54	53.7
15. Darrell Sherrard	30/40	28	52	53.8
16. Marcus Thomsen	27/43	23	44	52.3
17. Ricky L Hall	31/41	36	54	66.7
18. Jackie Whetzel	44/16	38	52	73.1
19. Robert Booe	42/28	26	50	52.0
20. Art Vandever	40/31	26	46	56.5
21. Bret Vogel	40/24	34	56	60.7
22. Gary Roberts	41/0	43	70	61.4
23. Brandon Lund	28/40	36	58	62.1

W- 5 L- 18 663 706 1194 59.1

**21. Bret Vogel-KS**

OPPONENT	SCORE	R	SP	%
1. Gale Greene	12/41	14	32	43.8
2. Joe McCrink	24/42	24	44	54.5
3. Shannon Foster	13/44	20	40	50.0
4. Alan Francis	15/40	21	38	55.3
5. Mandell Proctor	23/40	28	50	56.0
6. Jim Walters	0/41	9	24	37.5
7. Mark Seibold	13/41	18	40	45.0
8. Andre Leclerc	0/41	8	26	30.8
9. Tom Westbrook	17/45	18	44	40.9
10. Walter Ray Williams Jr	3/44	13	32	40.6
11. Tom Gallina	14/42	18	42	42.9
12. Gary Opper	6/45	12	32	37.5
13. Ricky L Hall	20/41	26	46	56.5
14. Jackie Whetzel	43/37	30	58	51.7
15. Stan Leis	24/40	17	36	47.2
16. Foster Kenton Jr	19/42	22	44	50.0
17. Darrell Sherrard	17/42	24	46	52.2
18. Marcus Thomsen	41/20	41	56	73.2
19. Brandon Lund	21/42	19	42	45.2
20. Gary Roberts	3/0	7	32	21.9
21. Rich Pintor	24/40	30	56	53.6
22. Robert Booe	42/37	33	56	58.9
23. Art Vandever	31/40	23	46	50.0

W- 4 L- 19                      425            475            962            49.4

**23. Robert Booe-KS**

OPPONENT	SCORE	R	SP	%
1. Alan Francis	13/41	24	40	60.0
2. Mandell Proctor	24/42	45	68	66.2
3. Jim Walters	25/45	27	54	50.0
4. Gale Greene	13/42	16	36	44.4
5. Joe McCrink	11/45	16	36	44.4
6. Shannon Foster	7/41	10	26	38.5
7. Walter Ray Williams Jr	18/45	22	48	45.8
8. Tom Gallina	26/41	29	54	53.7
9. Gary Opper	7/40	12	28	42.9
10. Mark Seibold	5/41	14	32	43.8
11. Andre Leclerc	19/41	21	42	50.0
12. Tom Westbrook	17/40	26	46	56.5
13. Marcus Thomsen	15/42	22	48	45.8
14. Ricky L Hall	11/40	11	30	36.7
15. Jackie Whetzel	41/37	24	46	52.2
16. Stan Leis	33/45	32	60	53.3
17. Foster Kenton Jr	21/45	30	58	51.7
18. Darrell Sherrard	17/40	23	46	50.0
19. Rich Pintor	28/42	23	50	46.0
20. Brandon Lund	7/40	18	40	45.0
21. Art Vandever	38/41	43	72	59.7
22. Bret Vogel	37/42	30	56	53.6
23. Gary Roberts	34/0	32	64	50.0

W- 2 L- 21                      467            550            1080            50.9

**22. Jackie Whetzel-VA**


OPPONENT	SCORE	R	SP	%
1. Jim Walters	30/43	27	48	56.3
2. Gale Greene	11/40	18	36	50.0
3. Joe McCrink	32/40	43	64	67.2
4. Shannon Foster	2/44	14	34	41.2
5. Alan Francis	3/41	25	42	59.5
6. Mandell Proctor	24/42	35	60	58.3
7. Gary Opper	38/40	44	66	66.7
8. Mark Seibold	39/44	40	66	60.6
9. Andre Leclerc	35/40	34	54	63.0
10. Tom Westbrook	22/42	31	48	64.6
11. Walter Ray Williams Jr	14/42	24	44	54.5
12. Tom Gallina	40/30	26	48	54.2
13. Brandon Lund	14/40	22	42	52.4
14. Bret Vogel	37/43	28	58	48.3
15. Robert Booe	37/41	24	46	52.2
16. Art Vandever	11/41	19	46	41.3
17. Gary Roberts	35/40	26	58	44.8
18. Rich Pintor	16/44	29	52	55.8
19. Ricky L Hall	25/41	43	68	63.2
20. Darrell Sherrard	40/37	41	60	68.3
21. Marcus Thomsen	29/40	34	60	56.7
22. Stan Leis	7/40	8	30	26.7
23. Foster Kenton Jr	28/42	23	50	46.0

W- 2 L- 21                      569            658            1180            55.8


**24. Gary Roberts-OH**

OPPONENT	SCORE	R	SP	%
1. Walter Ray Williams Jr	28/43	32	60	53.3
2. Tom Gallina	29/40	29	52	55.8
3. Gary Opper	11/40	26	44	59.1
4. Mark Seibold	35/41	26	50	52.0
5. Andre Leclerc	26/41	43	64	67.2
6. Tom Westbrook	7/42	23	42	54.8
7. Alan Francis	7/40	20	36	55.6
8. Mandell Proctor	24/44	35	54	64.8
9. Jim Walters	27/42	39	66	59.1
10. Gale Greene	7/42	15	30	50.0
11. Joe McCrink	31/40	35	58	60.3
12. Shannon Foster	8/40	18	38	47.4
13. Foster Kenton Jr	12/40	24	50	48.0
14. Darrell Sherrard	30/40	27	50	54.0
15. Marcus Thomsen	18/41	22	52	42.3
16. Ricky L Hall	9/40	38	60	63.3
17. Jackie Whetzel	40/35	26	58	44.8
18. Stan Leis	25/41	25	48	52.1
19. Art Vandever	0/40	0	0	0.0
20. Bret Vogel	0/3	0	0	0.0
21. Brandon Lund	0/40	0	0	0.0
22. Rich Pintor	0/41	0	0	0.0
23. Robert Booe	0/34	0	0	0.0

W- 1 L- 22                      374            503            912            55.2

**MENS DIVISION A1 2004 WORLD**

1. Gary Opper	ID	13	2	413	600	68.83
2. Andre Leclerc	PQ	12.5	2.5	437	600	72.83
3. Mark Seibold	IN	12	3	417	600	69.50
4. Tom Gallina	ON	12	3	405	600	67.50
5. Rich Pintor	CO	10	5	380	600	63.33
6. Ricky L Hall	VA	10	5	377	600	62.83
7. Stan Leis	ON	8.5	6.5	386	600	64.33
8. Darrell Sherrard	IN	8	7	336	600	56.00
9. Jackie Whetzel	VA	7	8	337	600	56.17
10. Charles Killgore	MO	6	9	326	600	54.33
11. Gary Roberts	OH	5	10	353	600	58.83
12. Bret Vogel	KS	5	10	337	600	56.17
13. Robert Booe	KS	5	10	332	600	55.33
14. Paul Hopkins	CA	4	11	314	600	52.33
15. Park Barner	PA	2	13	306	600	51.00



### MENS DIVISION A2 2004 WORLD

1. Marcus Thomsen	NE	13.5	1.5	358	600	59.67
2. Foster Kenton Jr.	NV	11	4	351	600	58.50
3. Gary Kollmann	ID	11	4	317	600	52.83
4. Bill Graham Jr.	OR	9	6	324	600	54.00
5. Raymond Bedard	MA	9	6	315	600	52.50
6. Art Vandever	NM	8	7	332	600	55.33
7. Mark Stevens	WI	8	7	324	600	54.00
8. Coke Bowker	TX	8	7	315	600	52.50
9. Gaylord Lund	WA	8	7	310	600	51.67
10. Alvin Nanninga	AB	7	8	304	600	50.67
11. Terry Steinke	AB	7	8	292	600	48.67
12. Bill Jarvis	OR	5.5	9.5	299	600	49.83
13. Russ Phillips	WA	5.5	9.5	263	600	43.83
14. Jerry LaBrosse	MN	4	11	294	600	49.00
15. Jim Culver	KY	3.5	11.5	273	600	45.50
16. Terry Hiatt	NE	2	13	232	600	38.67




### MENS DIVISION B1 2004 WORLD

1. Brandon Lund	WA	13	2	366	600	61.00
2. Gerald Comstock	CO	11	4	324	600	54.00
3. Doug McConnell	KS	10	5	330	600	55.00
4. Gary Wood	UT	10	5	285	600	47.50
5. Tim Bayerl	MN	9	6	317	600	52.83
6. Rick Archuleta	NM	9	6	283	600	47.17
7. Ray Volkens	MN	8.5	6.5	302	600	50.33
8. Paul Sanders	OH	8	7	309	600	51.50
9. Jim Renfro	MO	8	7	282	600	47.00
10. Steve Wiegert	WI	8	7	272	600	45.33
11. Ronald R. LeGrand	MO	7	8	271	600	45.17
12. Dan McGrew	CO	6.5	8.5	278	600	46.33
13. Robert Gillett Jr.	CA	4	11	249	600	41.50
14. Mike Fishnick	IA	3	12	251	600	41.83
15. Marcus Mosness	MT	4	11	225	440	51.14




### MENS DIVISION B2 2004 WORLD

1. George Tanner	MI	13	2	269	600	44.83
2. Leo Laumbach	NM	12	3	317	600	52.83
3. Ed Fogel	OR	11.5	3.5	281	600	46.83
4. Roy Buhler	UT	10.5	4.5	296	600	49.33
5. Roger Schwebke	IL	9.5	5.5	284	600	47.33
6. Richard Andrysiak	IL	9	6	272	600	45.33
7. Fred Briand	CA	9	6	261	600	43.50
8. Jack Johnson	WA	8.5	6.5	275	600	45.83
9. Gene Kuiken	WA	7	8	227	600	37.83
10. David Spears	ID	6	9	261	600	43.50
11. Mike Thomsen	NE	5	10	245	600	40.83
12. Gary Dennis	VT	4.5	10.5	246	600	41.00
13. Al Huizenga	WI	4	11	248	600	41.33
14. Elmer Vogt	NE	4	11	203	600	33.83
15. Hal Griswold	CA	3.5	11.5	253	600	42.17
16. Bob Renfro	MO	3	12	108	320	33.75



### MENS DIVISION C1 2004 WORLD

1. Dan Carter	DE	15	0	321	600	53.50
2. Don Conklin	CO	13	2	302	600	50.33
3. Nick Piva	ID	12	3	278	600	46.33
4. Emery Brandt	NE	11	4	285	600	47.50
5. Brooks Symank	TX	10	5	275	600	45.83
6. Ron Samora Jr	ID	9	6	274	600	45.67
7. Stuart Sipma	ND	9	6	260	600	43.33
8. Robert Wood Sr.	ME	7	8	225	600	37.50
9. Shawn Warnemunde	MN	6	9	212	600	35.33
10. Joe Graber	IN	5	10	217	600	36.17
11. Pudge Dahl	WI	5	10	198	600	33.00
12. Bob Outt	MO	4.5	10.5	213	600	35.50
13. Dale Squires	SK	4	11	211	600	35.17
14. Carl McFarland	IN	4	11	186	600	31.00
15. Darrell Beckwith	MT	3.5	11.5	203	600	33.83
16. Ron Hopman	IL	2	13	185	600	30.83




### MENS DIVISION C2 2004 WORLD

1.Keith Boone	CA	15	0	288	600	48.00
2.Milton Renville	SD	12.5	2.5	252	600	42.00
3.Meredith Kahrig	OH	11.5	3.5	304	600	50.67
4.Jerry Werk	MN	11	4	260	600	43.33
5.Bernard Carley	WI	10	5	252	600	42.00
6.John Barney Sr	NV	10	5	214	600	35.67
7.Tom Pratt	UT	7.5	7.5	254	600	42.33
8.Jim Postell	OR	7.5	7.5	235	600	39.17
9.Ken Frame	WI	7	8	227	600	37.83
10.Herschel Walters	IN	7	8	222	600	37.00
11.Joe Mueller	MN	6	9	206	600	34.33
12.Lester Bartels	KS	5	10	183	600	30.50
13.John Setzer	MO	4.5	10.5	221	600	36.83
14.Rick Thompson	CA	3	12	215	600	35.83
15.Dale Muehlenbrock	TX	2.5	12.5	167	600	27.83




### MENS DIVISION D1 2004 WORLD

1.Carson Powers	OH	15	1	340	640	53.13
2.Phil Ritz	NJ	14	2	260	640	40.63
3.Jim Price	ID	11.5	3.5	263	600	43.83
4.Jack Price	MT	10	5	252	600	42.00
5.Bobby Faulkner	ID	9	6	237	600	39.50
6.Clyde Marquez	ID	9	6	220	600	36.67
7.Homer Page	PA	8	7	243	600	40.50
8.Dennis Keaney	TX	8	7	230	600	38.33
9.Bob Hunt	CO	8	7	201	600	33.50
10.Sam Good	IN	7	8	233	600	38.83
11.Larry Collette	KS	6	9	220	600	36.67
12.Revis McKee	CA	4.5	10.5	227	600	37.83
13.Toby Sr Young	IN	4	11	185	600	30.83
14.David Cowan Sr	VA	4	11	178	600	29.67
15.Steve Ketterling	MT	2	13	153	400	38.25
16.James Hess	FL	1	14	129	600	21.50




### MENS DIVISION D2 2004 WORLD

1.Evan Pickett	OR	12	3	275	600	45.83
2.Bob Knudtson	MN	11	4	234	600	39.00
3.Harvey Schake	NE	11	4	226	600	37.67
4.David Cowan	VA	10.5	4.5	255	600	42.50
5.Gene Shuler	WY	9	6	229	600	38.17
6.Ray Hawkins	OR	8.5	6.5	223	600	37.17
7.Stan Bonnes	CO	8.5	6.5	207	600	34.50
8.Hiram Chaffin	IL	8	7	200	600	33.33
9.Albert Dige	MT	7.5	7.5	213	600	35.50
10.Mike Deer	OK	6.5	8.5	237	600	39.50
11.Mel Pittman	CA	6	9	195	600	32.50
12.Randy Priddy Sr	NM	6	9	189	600	31.50
13.Ken Drury Jr	ON	5.5	9.5	175	600	29.17
14.Leonard Kimbrel	AR	5	10	215	600	35.83
15.Patrick R Kanaly	FL	3	12	154	600	25.67
16.Bob Jewett	WA	2	13	154	600	25.67




### MENS DIVISION E1 2004 WORLD

1.Matt Urick	MT	12.5	2.5	268	600	44.67
2.John Vlcian	NE	10	5	260	600	43.33
3.Mark Hylton	IL	10	5	238	600	39.67
4.David Peppenger	MT	10	5	234	600	39.00
5.Harold Harget	DE	10	5	225	600	37.50
6.Jim Link	WA	9	6	217	600	36.17
7.Terry Sternberg	WI	8.5	6.5	256	600	42.67
8.Joaquin Mendez	CA	8	7	214	600	35.67
9.Charlie Tye	ID	8	7	204	600	34.00
10.Vine Marks	SD	6	9	229	600	38.17
11.Norman Lebon	IL	6	9	207	600	34.50
12.Gary Erickson	ND	6	9	187	600	31.17
13.Ed Waugaman	OH	6	9	185	600	30.83
14.Fred Gross	IN	5	10	200	600	33.33
15.Larry Eastman	CA	4	11	219	600	36.50
16.Doug Palmer	ID	1	14	132	600	22.00




### MENS DIVISION E2 2004 WORLD

1. Brad Zumbuhl	WA	14	1	248	600	41.33
2. LaVerne Schroeder	IL	13.5	1.5	206	600	34.33
3. Orlean Clinton	WA	12	3	196	600	32.67
4. Larry Huffman	UT	11	4	194	600	32.33
5. Don Gore	NV	9.5	5.5	201	600	33.50
6. George Brouwer	ON	9	6	186	600	31.00
7. Rodney Pickering	ID	8	7	198	600	33.00
8. Pat Wemhoff	NE	7	8	202	600	33.67
9. John Johnson	MT	7	8	187	600	31.17
10. Maurice Stern	BC	6	9	166	600	27.67
11. Bill Marvin	IL	5.5	9.5	128	600	21.33
12. Mike Kloster	MN	5	10	153	600	25.50
13. Bob Brennan	OR	5	10	137	600	22.83
14. Jim Haley	GA	4	11	131	600	21.83
15. Bill Moreland	CO	3.5	11.5	131	600	21.83
16. Allan Boettger	AB	0	15	62	400	15.50



### MENS DIVISION F1 2004 WORLD

1. Bruce Crane	UT	14	1	238	600	39.67
2. Mike Wood	IL	11	4	219	600	36.50
3. Harry Chapin	ID	10	5	236	600	39.33
4. Richard Stormont	AZ	10	5	229	600	38.17
5. Dave Burrows	AB	9.5	5.5	192	600	32.00
6. Merle Alswager	NE	9	6	199	600	33.17
7. Bob Roy	WV	8	7	199	600	33.17
8. Rick Parmer	WY	7	8	174	600	29.00
9. Tom Routh	KS	6.5	8.5	190	600	31.67
10. Howard Hawes	FL	6	9	197	600	32.83
11. James S. Kinney Jr.	MO	6	9	191	600	31.83
12. Dave Volz	WI	5.5	9.5	181	600	30.17
13. Michael L. Gillespie	MO	5	10	198	600	33.00
14. Robert Murray	OR	4.5	10.5	158	600	26.33
15. Geno Dawson	NV	4	11	167	600	27.83
16. David O'Dell	CA	4	11	157	600	26.17



### MENS DIVISION F2 2004 WORLD


1. Jim Gregory	MO	11	2	176	520	33.85
2. Gasper Romero	CO	10	3	197	520	37.88
3. Robert D. White	PA	10	3	187	520	35.96
4. Robert Jackson	KS	9.5	3.5	208	520	40.00
5. Monty McLaughlin	WA	8.5	4.5	203	520	39.04
6. Deme Pineda	CO	7.5	5.5	173	520	33.27
7. Dennis L. Hopkins	IA	7	6	165	520	31.73
8. Charles McLeod Jr.	CA	6	7	176	520	33.85
9. Paul Taylor	ID	5.5	7.5	183	520	35.19
10. Bill Trader	ND	5	8	155	520	29.81
11. Ronald Kohn	MI	3.5	9.5	138	520	26.54
12. Charles Moppin	WA	3	10	152	520	29.23
13. Ed Lee	MD	2.5	10.5	143	520	27.50
14. Charles Knotts	NM	2	11	136	520	26.15



### MENS DIVISION G1 2004 WORLD


1. John Alley	ME	13	2	224	600	37.33
2. Richard Giese	MN	11	4	202	600	33.67
3. Jon Harris	NE	10.5	4.5	207	600	34.50
4. Clyde Rains	IA	10	5	211	600	35.17
5. Dave Amorose	IL	10	5	188	600	31.33
6. Vic Magnus	WA	9.5	5.5	201	600	33.50
7. Donald Harmon	SD	9	6	194	600	32.33
8. Kingston Lindsey	CA	9	6	188	600	31.33
9. Pete Pintor	CO	9	6	186	600	31.00
10. Steve McGrath	CA	8	7	207	600	34.50
11. Jim Shilling	IN	6	9	168	600	28.00
12. Vey Allen	WA	5	10	183	600	30.50
13. Louis Brock	ID	4	11	160	600	26.67
14. Wally Bentsen	CA	4	11	132	600	22.00
15. Jim Petersen	OR	2	13	141	600	23.50





### MENS DIVISION G2 2004 WORLD

1. Lyle Saine	CO	12	3	204	600	34.00
2. Stan Dodson	OH	11	4	224	600	37.33
3. Steve Barry	NE	11	4	198	600	33.00
4. Ralph Richardson	MO	10	5	182	600	30.33
5. Ron Kindrick	AL	9	6	227	600	37.83
6. Ken Perry	KS	9	6	195	600	32.50
7. Chester Whitworth	ID	9	6	183	600	30.50
8. Kenneth I Jones	FL	9	6	153	600	25.50
9. Lee Watkins	IL	8	7	184	600	30.67
10. John Fishel	IL	8	7	180	600	30.00
11. Perry Huff	CA	7.5	7.5	167	600	27.83
12. Ken Morrell	CO	6	9	174	600	29.00
13. Ron Welsh	NE	4	11	161	600	26.83
14. Danny Branson	MO	3.5	11.5	177	600	29.50
15. Wayne Saulsbury	DE	2	13	124	600	20.67
16. Doug Holbert	MT	1	14	120	600	20.00




### MENS DIVISION H1 2004 WORLD

1. Jack Fehringer	CO	11	3	187	560	33.39
2. Jerry Reyna	AZ	11	4	188	600	31.33
3. Elmond Neese	IN	10	4	154	560	27.50
4. Dean Bennett	MT	8.5	4.5	156	520	30.00
5. Ralph Marthaler	WI	7	6	159	520	30.58
6. Daniel Stremick	AZ	7	6	158	520	30.38
7. Robert Zeulner	OR	7	6	134	520	25.77
8. Howard Reed	KS	6	7	155	520	29.81
9. Alex Lyszczasz	NJ	6	7	145	520	27.88
10. Pete Kumlien	WI	6	7	144	520	27.69
11. Stan Bigelow	VT	5	8	136	520	26.15
12. Bert Johnson	ID	4	9	135	520	25.96
13. Jim Padgett	UT	3.5	9.5	150	520	28.85
14. Jim Clausen	TX	1	12	54	360	15.00




### MENS DIVISION H2 2004 WORLD

1. Steve Ellis	UT	13.5	1.5	201	600	33.50
2. Jerry Zastrow	MN	11.5	3.5	213	600	35.50
3. Robert Schlieve	MT	11.5	3.5	155	600	25.83
4. Marty Fehringer	ID	10	5	223	600	37.17
5. Bob Hummell	OR	9.5	5.5	180	600	30.00
6. Ron Highley	MO	9.5	5.5	135	600	22.50
7. Jon Turnbull	WA	7	8	172	600	28.67
8. Blaine Scott	UT	7	8	162	600	27.00
9. Casey Sluys	CA	7	8	149	600	24.83
10. Tim Saunders	CA	7	8	147	600	24.50
11. Tony Sherrard	AZ	7	8	141	600	23.50
12. Clancy Young	WA	5	10	138	600	23.00
13. Dale Perry	WA	5	10	136	600	22.67
14. Ed Hill	IL	4	11	145	600	24.17
15. Ray Kallis	MT	3.5	11.5	114	600	19.00
16. Ronnie Lee Mosness	MT	2	13	99	400	24.75




### MENS DIVISION I1 2004 WORLD

1. Marvin Dirks	IA	12.5	2.5	190	600	31.67
2. Wayne Dusenbery	MO	12	3	196	600	32.67
3. Dan Smith	MT	11	4	191	600	31.83
4. Steve Frost	ME	10	5	154	600	25.67
5. Leon Bell	OK	9.5	5.5	173	600	28.83
6. Richard Robbins	CA	9	6	172	600	28.67
7. Oscar Arneson	MT	9	6	169	600	28.17
8. John Wemhoff	NE	8	7	177	600	29.50
9. Dale Moore	ID	7.5	7.5	144	600	24.00
10. Bob Wegman	IL	6.5	8.5	129	600	21.50
11. John Byfield	WA	6	9	120	600	20.00
12. Dave Barnes	WA	5	10	149	600	24.83
13. Delbert Karsjens	MN	4	11	159	600	26.50
14. Richard A. Johnson	TX	4	11	123	600	20.50
15. Jim Rebrovich	MN	3	12	126	600	21.00
16. Bernie Brooks	WA	3	12	126	600	21.00



**MENS DIVISION I2 2004 WORLD**

1. Kurt Whaley	SD	14	1	225	600	37.50
2. Ron Thompson	KS	12	3	199	600	33.17
3. Melvin Jeardoe	KS	11	4	164	600	27.33
4. Martin Worthington	UT	10	5	177	600	29.50
5. Allen Reeder	OR	9	6	143	600	23.83
6. Bob Brakhane	IL	8.5	6.5	162	600	27.00
7. Dan Rollins	ID	8	7	149	600	24.83
8. Dale Stromberg	CO	8	7	139	600	23.17
9. George Preis	WY	8	7	131	600	21.83
10. John Petraitis	CO	7	8	146	600	24.33
11. Joe Hicks	OR	6	9	120	600	20.00
12. Duane McGrath	CA	5.5	9.5	129	600	21.50
13. Danny Smith	WA	5	10	136	600	22.67
14. Ken Davison	WI	5	10	120	600	20.00
15. Pat Bacus	WY	3	12	77	400	19.25



**MENS DIVISION J1 2004 WORLD**

1. Troy Horrocks	ID	14	1	210	600	35.00
2. Warren Glahn	ID	12	3	178	600	29.67
3. Dale Karlstrom	MT	11	4	189	600	31.50
4. Bruce McLinn	WI	11	4	174	600	29.00
5. Gerry Cuthbert	BC	10	5	151	600	25.17
6. Lyle Dorler	NY	9	6	144	600	24.00
7. Jim Ganther	WI	9	6	141	600	23.50
8. Chuck Warner	OH	7.5	7.5	125	600	20.83
9. Dave Morales	CO	7	8	192	600	32.00
10. Ray Mallo	WI	7	8	153	600	25.50
11. Allen Baptist	CO	7	8	135	600	22.50
12. Russ Burns	WI	5	10	116	600	19.33
13. Roger Higgins	MI	4	11	124	600	20.67
14. Willie Baldry	ID	3.5	11.5	133	600	22.17
15. Dale Ackman	MN	3	12	106	600	17.67




**MENS DIVISION J2 2004 WORLD**

1. Don Chamberlain	FL	13	2	222	600	37.00
2. Larry Hoyt	ND	12	3	194	600	32.33
3. Bill Belt	MO	12	3	186	600	31.00
4. Rich Contreras	IL	10	5	190	600	31.67
5. Tom McPherson	PA	9.5	5.5	138	600	23.00
6. Paul Highlander	MT	8	7	158	600	26.33
7. Tom Dunham	SD	7	8	156	600	26.00
8. Joe Summers	CA	7	8	138	600	23.00
9. Allen Lee	ID	6.5	8.5	129	600	21.50
10. George Kaufer	WA	6.5	8.5	97	600	16.17
11. Alex Mazur	SK	6	9	136	600	22.67
12. Frank Miskenack	BC	6	9	136	600	22.67
13. Craig Young	ID	5	10	130	600	21.67
14. Jack Alexander	MI	5	10	122	600	20.33
15. Wayne Moore	ID	4	11	101	600	16.83
16. Dale Sorensen	UT	2.5	12.5	98	600	16.33




**MENS DIVISION K1 2004 WORLD**

1. Ronald Hook	IL	11	2	179	520	34.42
2. Alan Knippen	SD	9.5	3.5	139	520	26.73
3. Charlie Marquez	ID	9	4	137	520	26.35
4. Terry Halvorsen	PA	9	4	125	520	24.04
5. Lynn Palmer	UT	9	4	113	520	21.73
6. Jerald P Hagen	ND	8	5	132	520	25.38
7. Richard Thompson	GA	6.5	6.5	142	520	27.31
8. Rodney Keller	PA	6	7	124	520	23.85
9. Glen Wessel	ID	6	7	115	520	22.12
10. Gary Fuller	WA	6	7	98	520	18.85
11. Rich Paul	MT	4	9	106	520	20.38
12. Ben Norling	MT	3	10	97	520	18.65
13. Richard Norris	PA	3	10	85	520	16.35
14. Christopher Yates	CA	1	12	57	520	10.96




### MENS DIVISION K2 2004 WORLD

1.Inge Byrkjeland	NOR	11.5	3.5	154	600	25.67
2.William E. Brown	MO	11	4	202	600	33.67
3.Matt Sweitzer	ID	10.5	4.5	152	600	25.33
4.Charles Bishop	KS	9.5	5.5	108	600	18.00
5.Frank Sanchez	UT	9	6	169	600	28.17
6.Mike Lund	ND	8	7	162	600	27.00
7.Berditte Finton	SD	8	7	161	600	26.83
8.Darrell Keil	KS	8	7	144	600	24.00
9.Gale Cole	ID	8	7	118	600	19.67
10.Windell Stephens	CA	7.5	7.5	132	600	22.00
11.Jim Bainter	MO	7	8	116	600	19.33
12.Brent Wood	ID	6.5	8.5	165	600	27.50
13.Jeff Jones	ID	4.5	10.5	86	560	15.36
14.Dave Sidles	IA	4	11	134	560	23.93
15.Roy Evans	MO	4	11	125	600	20.83
16.Larry Holmes	NE	3	12	100	600	16.67




### MENS DIVISION L1 2004 WORLD

1.Larry Chaney	CO	14	1	169	600	28.17
2.Dan Murray	ID	11	4	181	600	30.17
3.Jack Baker Sr.	NH	9.5	5.5	160	600	26.67
4.Gerald Kimber	ID	9	6	177	600	29.50
5.Larry Brabec	MN	9	6	164	600	27.33
6.Arthur T Ross	ID	9	6	146	600	24.33
7.Paul Lemish	IN	9	6	145	600	24.17
8.Ted King	MS	8.5	6.5	123	600	20.50
9.Art Show	PA	8	7	178	600	29.67
10.Danny Kyle	CA	7.5	7.5	134	600	22.33
11.Larry Tipton	MT	6	9	122	600	20.33
12.Hans Rasmussen	WA	5.5	9.5	133	600	22.17
13.Todd Guimond	ID	4.5	10.5	120	600	20.00
14.Harold Lewis	ID	4.5	10.5	101	600	16.83
15.Dave Dow	WA	3	12	80	600	13.33
16.Gerry Saunders Sr.	CA	2	13	103	600	17.17




### MENS DIVISION L2 2004 WORLD

1.Kevin Weik	CT	14	1	178	600	29.67
2.Glenn Cook	MT	10	5	144	600	24.00
3.Jason Hall	ID	10	5	144	600	24.00
4.Gary Curtis	ID	10	5	133	600	22.17
5.Sam Ramos	CO	10	5	123	600	20.50
6.Jim Vigil	CO	9	6	121	600	20.17
7.Arlen Lee	SD	9	6	121	600	20.17
8.Dennis Ohms	UT	8.5	6.5	124	600	20.67
9.Bruce Kahm	MT	7	8	147	600	24.50
10.James Costa	NV	7	8	119	600	19.83
11.Mike Zahn	WI	6	9	109	600	18.17
12.Steve Bruemmer	MO	6	9	104	600	17.33
13.Jerry Soliz	CO	5	10	75	600	12.50
14.Jim Quist	WA	4.5	10.5	81	600	13.50
15.Jim May	WA	4	11	63	600	10.50




### MENS DIVISION M1 2004 WORLD

1.Dave Rowin	MT	13	2	163	600	27.17
2.Ken Turnbull	PA	12.5	2.5	163	600	27.17
3.Donald Ebey	WA	12	3	164	600	27.33
4.Gene Limbach	NE	11	4	160	600	26.67
5.Ralph Forbes	UT	11	4	144	600	24.00
6.Rick Elich	CO	10.5	4.5	143	600	23.83
7.Dan Coffin	BC	7.5	7.5	102	600	17.00
8.Terry Hanson	WA	7	8	106	600	17.67
9.Art Groux	MT	6.5	8.5	121	600	20.17
10.Craig Lucas	MT	6	9	93	600	15.50
11.Wayne Callicoatte	TX	6	9	84	600	14.00
12.Pat Korth	NE	5.5	9.5	97	600	16.17
13.Rockey Gross	CA	3.5	11.5	113	600	18.83
14.John Rivas	ID	3.5	11.5	60	600	10.00
15.Steve Gilmore	ID	2.5	12.5	61	600	10.17
16.Larry Ingraham	MI	2	13	93	600	15.50




### MENS DIVISION M2 2004 WORLD

1. John Press	IL	12	4	174	640	27.19
2. Buddy Ayer	GA	12	5	147	680	21.62
3. Dan Custard	NE	11	5	137	640	21.41
4. Ed Ramos	CO	10.5	4.5	106	600	17.67
5. Larry Flanary	OR	10.5	4.5	105	600	17.50
6. Richard Nygaard	UT	10	5	100	600	16.67
7. Aaron Dorler	NY	9	6	122	600	20.33
8. Edmund W George	ID	8	7	118	600	19.67
9. Robert Beagle	MI	7.5	7.5	80	600	13.33
10. Darrel Koistinen	WA	7	8	68	600	11.33
11. Mike Hensley	OR	6.5	8.5	115	600	19.17
12. Hank Arps	CA	6	9	84	600	14.00
13. Mike Clark	ID	5	10	77	600	12.83
14. Tim Jensen	UT	5	10	77	600	12.83
15. Bobby Newman	AL	2	13	56	600	9.33




### MENS DIVISION N1 2004 WORLD

1. Levi Pierce	NJ	12	3	172	600	28.67
2. Robert Davis	ID	11.5	3.5	138	600	23.00
3. Mike Bixby	ID	11	4	127	600	21.17
4. Jim Scott	ID	11	4	125	600	20.83
5. Randy Jorgenson	ND	10	5	125	600	20.83
6. Danny Hendricks	ID	9.5	5.5	123	600	20.50
7. Verne Hamm	WY	7.5	7.5	139	600	23.17
8. Cliff Blevins	MO	7.5	7.5	137	600	22.83
9. Mike Sloup	ID	7	8	120	600	20.00
10. Michael Gribben	MT	7	8	116	600	19.33
11. Joe Reed	ID	6	9	139	600	23.17
12. Orval Carling	MT	6	9	95	600	15.83
13. Harry Begay	CA	5	10	102	600	17.00
14. Doyle Adamson	CO	4	11	100	600	16.67
15. Greg Ellisen	CA	3	12	98	600	16.33
16. Oliver Watkins	BC	2	13	71	600	11.83



### MENS DIVISION N2 2004 WORLD

1. Ray Burt	NE	14	1	178	600	29.67
2. Bob Cutright Sr.	MO	12	3	163	600	27.17
3. Herman Bargfeld	MT	12	3	125	600	20.83
4. Tony Marquez	ID	11	4	160	600	26.67
5. Dan Klima	MT	11	4	148	600	24.67
6. Larry Munhofen	NE	9	6	151	600	25.17
7. Wayne Amend	ID	9	6	94	600	15.67
8. David R Garen	FL	8	7	94	600	15.67
9. Homer Cain	OK	6	9	103	600	17.17
10. Durell Lewis	ID	5.5	9.5	103	600	17.17
11. Raymond Carpenter	KS	5.5	9.5	89	600	14.83
12. Scott Hill	ID	4.5	10.5	110	600	18.33
13. Keenan Burt	ID	4	11	94	600	15.67
14. Ernest Ellermann Jr.	MO	4	11	67	600	11.17
15. William Weaver	AR	2.5	12.5	98	600	16.33
16. James Gorth	CA	2	13	37	200	18.50



### MENS DIVISION O1 2004 WORLD

1. Richard Sprague	NV	12	3	115	600	19.17
2. Bart Hahn	ID	11	4	109	600	18.17
3. Michael L. McNabb	ID	10.5	4.5	105	600	17.50
4. Rob Hettinga	OR	10	5	130	600	21.67
5. Rodger Rudolph	ID	10	5	104	600	17.33
6. Alvino 'Bino' Maestas	WY	10	5	94	600	15.67
7. Gary Johnston	ID	9.5	5.5	127	600	21.17
8. Bob Peterson	ID	9	6	112	600	18.67
9. Don Wozniak	WI	9	6	62	600	10.33
10. Jim Uhlenhake	WI	7	8	83	600	13.83
11. Lavelle Coulter	ID	6	9	111	600	18.50
12. Gary Crogg	NE	5.5	9.5	85	600	14.17
13. Eric Wright	ID	5	10	64	600	10.67
14. Mike Karow	MN	2.5	12.5	52	600	8.67
15. Boyd Stonerock	MI	2	13	52	600	8.67
16. Jack (Ed) Poppleton	ID	1	14	30	600	5.00




### MENS DIVISION O2 2004 WORLD

1. Steve Rudolph	ID	13	3	120	640	18.75
2. Danny Wetzel	MO	12	4	122	640	19.06
3. Mark Nord	WI	10	5	123	600	20.50
4. Russ Yowell	ID	10	5	117	600	19.50
5. Sonny Boyer	MT	10	5	88	600	14.67
6. John Trollope	KS	9.5	5.5	68	600	11.33
7. Arnold Saxberg	ND	8	7	66	600	11.00
8. Dale McGowan	WI	7.5	7.5	93	600	15.50
9. Dennis Parenteau	ID	7	8	110	600	18.33
10. Larry Spangler	ID	7	8	72	600	12.00
11. Randy Wright	ID	6.5	8.5	72	600	12.00
12. Doug Taki	ID	6	9	94	600	15.67
13. Larry Lewis	WA	6	9	80	600	13.33
14. John Green	OH	5.5	9.5	89	600	14.83
15. Clyde Cobbley	ID	3	12	72	600	12.00




### MENS DIVISION P1 2004 WORLD

1. Don Smith	IA	14	1	92	600	15.33
2. Todd Eskelson	ID	12	3	87	600	14.50
3. Ace Govero	ID	11	4	93	600	15.50
4. Jack Simmons	UT	10.5	4.5	95	600	15.83
5. Mark Stevens	AL	9.5	5.5	60	600	10.00
6. Daren Chambers	MN	9	6	91	600	15.17
7. Danny Egenberger	ID	9	6	76	600	12.67
8. Gene Wertman	WA	9	6	58	600	9.67
9. Larry Bagley	ID	8	7	61	600	10.17
10. Loren Smith	OH	7	8	57	600	9.50
11. Adrian Richard	MT	6	9	52	600	8.67
12. Clint Waters	ID	5	10	39	600	6.50
13. Alan Thomas	ID	4	11	67	600	11.17
14. Brian Hahn	ID	4	11	65	600	10.83
15. Daryl Snyder	ND	2	13	12	600	2.00




### MENS DIVISION P2 2004 WORLD

1. Alan Ringo	OR	13	2	102	600	17.00
2. Leonard D DeVore	ID	12	3	100	600	16.67
3. Darrell McCullough	WA	10	5	93	600	15.50
4. Traver White	ID	10	5	90	600	15.00
5. Rich Nelsen	OR	10	5	90	600	15.00
6. Elmer Steiner	ND	10	5	69	600	11.50
7. Larry Marshall	ID	9	6	77	600	12.83
8. Bill Mee	MT	9	6	74	600	12.33
9. Jerry Santillanes	ID	8	7	91	600	15.17
10. Walt Loudon	ID	6.5	8.5	81	600	13.50
11. Jim H. Robinson	ID	6.5	8.5	67	600	11.17
12. Dave Willoughby	WY	6	9	35	600	5.83
13. David Johnson	ID	5.5	9.5	43	600	7.17
14. Jack Deardorff	CA	3.5	11.5	51	600	8.50
15. Bob Black	MT	1	14	30	600	5.00



### MENS DIVISION Q1 2004 WORLD

1. Mark Jeffords	CO	14	2	108	640	16.88
2. Jerry Marshik	MN	13	3	108	640	16.88
3. Eric Marvin	IL	12.5	2.5	66	600	11.00
4. Mike Holley	AB	11	4	93	600	15.50
5. Brad Keiser	CO	9.5	5.5	79	600	13.17
6. Ron Lloyd	ID	9	6	69	600	11.50
7. George Chichura	MO	9	6	68	600	11.33
8. Bill Kelly	CA	8	7	82	600	13.67
9. John Patrick Card	MI	7.5	7.5	83	600	13.83
10. Tom Raymond	UT	7	8	48	600	8.00
11. Dave Wilkes	ID	4.5	10.5	35	600	5.83
12. John Carlton	IL	4	11	24	240	10.00
13. Tracy Miller	ID	4	11	48	600	8.00
14. Gerald Petersen	ID	3.5	11.5	43	600	7.17
15. John Fronske	ID	2.5	12.5	26	600	4.33
16. Stan Ricks	OR	2	13	27	600	4.50




### MENS DIVISION Q2 2004 WORLD

1. Jay Ganther	WI	9	2	48	440	10.91
2. Brian Poole	ID	8.5	2.5	67	440	15.23
3. Bill Dean	NE	8	3	21	440	4.77
4. Roger Stockwell	ID	7.5	3.5	43	440	9.77
5. Ray Kern	WA	6	5	40	440	9.09
6. Shanon Angel	NE	6	5	40	440	9.09
7. Jake Quick	ID	6	5	37	440	8.41
8. Carl Klimbach	ID	4.5	6.5	36	440	8.18
9. Juan L Hernandez	ID	4	7	39	440	8.86
10. Steve Gertonson	ID	2.5	8.5	33	440	7.50
11. Melvin Donar	WI	2	9	28	440	6.36
12. John Warren	ID	2	9	25	440	5.68

# SENIOR MENS DIVISION CHAMPIONSHIP CLASS

### SENIOR MENS DIVISION - CHAMPIONSHIP CLASS 2004 WORLD

1. Paul LaCrosse	CO	11	0	347	510	68.04
2. Kurt von Kleist	PA	9	2	336	512	65.63
3. Bob Lautenschleger	OH	8	3	379	630	60.16
4. Paul Stewart	NC	7	4	341	556	61.33
5. Ed Arionus	TX	7	4	330	572	57.69
6. Robert Garber Jr.	OH	6	5	355	578	61.42
7. Jerry Gorton	OR	5	6	266	464	57.33
8. Elwyn Cooper	MO	5	6	268	538	49.81
9. Gerald Stangland	MN	3	8	322	568	56.69
10. Ken Schaver	IL	2	9	239	514	46.50
11. John Mathys	PA	2	9	199	458	43.45
12. Levi Miller Jr	OH	1	10	281	560	50.18



### SENIOR MENS DIVISION - CHAMPIONSHIP CLASS 2004 WORLD

#### 1. Paul LaCrosse-CO

OPPONENT	SCORE	R	SP	%
1. Ken Schaver	41/0	19	26	73.1
2. Levi Miller Jr	45/27	33	50	66.0
3. Jerry Gorton	45/28	29	44	65.9
4. Ed Arionus	40/36	33	62	53.2
5. Robert Garber Jr	40/31	39	62	62.9
6. Elwyn Cooper	42/11	25	40	62.5
7. Gerald Stangland	40/12	26	34	76.5
8. Paul Stewart	40/16	40	52	76.9
9. Kurt von Kleist	41/33	39	56	69.6
10. John Mathys	41/2	23	28	82.1
11. Bob Lautenschleger	41/16	41	56	73.2

W-11 L-0 456 347 510 68.0

#### 3. Bob Lautenschleger-OH

OPPONENT	SCORE	R	SP	%
1. Ed Arionus	42/38	50	76	65.8
2. Robert Garber Jr	42/38	33	56	58.9
3. Elwyn Cooper	41/39	32	62	51.6
4. Ken Schaver	42/31	42	68	61.8
5. Levi Miller Jr	42/31	36	62	58.1
6. Jerry Gorton	40/19	26	42	61.9
7. John Mathys	42/6	23	38	60.5
8. Kurt von Kleist	33/41	36	56	64.3
9. Gerald Stangland	40/28	36	62	58.1
10. Paul Stewart	32/41	32	52	61.5
11. Paul LaCrosse	16/41	33	56	58.9

W-8 L-3 412 379 630 60.2

#### 2. Kurt von Kleist-PA

OPPONENT	SCORE	R	SP	%
1. Elwyn Cooper	41/20	30	52	57.7
2. Ken Schaver	41/32	25	52	48.1
3. Levi Miller Jr	40/27	39	56	69.6
4. Jerry Gorton	40/3	19	24	79.2
5. Ed Arionus	40/7	24	32	75.0
6. Robert Garber Jr	27/40	40	60	66.7
7. Paul Stewart	42/19	34	50	68.0
8. Bob Lautenschleger	41/33	39	56	69.6
9. Paul LaCrosse	33/41	36	56	64.3
10. Gerald Stangland	42/16	24	34	70.6
11. John Mathys	45/8	26	40	65.0

W-9 L-2 432 336 512 65.6

#### 4. Paul Stewart-NC

OPPONENT	SCORE	R	SP	%
1. Levi Miller Jr	40/31	23	52	44.2
2. Jerry Gorton	26/40	24	48	50.0
3. Ed Arionus	28/40	26	52	50.0
4. Robert Garber Jr	40/27	41	58	70.7
5. Elwyn Cooper	44/12	34	50	68.0
6. Ken Schaver	43/13	23	34	67.6
7. Kurt von Kleist	19/42	28	50	56.0
8. Paul LaCrosse	16/40	32	52	61.5
9. John Mathys	42/10	28	38	73.7
10. Bob Lautenschleger	41/32	35	52	67.3
11. Gerald Stangland	40/31	47	70	67.1

W-7 L-4 379 341 556 61.3

**5.Ed Arionus-TX**

OPPONENT	SCORE	R	SP	%
1.Bob Lautenschleger	38/ 42	49	76	64.5
2.Gerald Stangland	40/ 33	28	48	58.3
3.Paul Stewart	40/ 28	30	52	57.7
4.Paul LaCrosse	36/ 40	32	62	51.6
5.Kurt von Kleist	7/ 40	14	32	43.8
6.John Mathys	40/ 24	24	44	54.5
7.Robert Garber Jr	40/ 28	39	62	62.9
8.Elwyn Cooper	44/ 14	28	38	73.7
9.Ken Schaver	41/ 25	31	52	59.6
10.Levi Miller Jr	40/ 37	33	56	58.9
11.Jerry Gorton	26/ 43	22	50	44.0
W-7 L-4	392	330	572	57.7

**7.Jerry Gorton-OR**

OPPONENT	SCORE	R	SP	%
1.Gerald Stangland	24/ 41	29	54	53.7
2.Paul Stewart	40/ 26	29	48	60.4
3.Paul LaCrosse	28/ 45	24	44	54.5
4.Kurt von Kleist	3/ 40	8	24	33.3
5.John Mathys	40/ 16	30	40	75.0
6.Bob Lautenschleger	19/ 40	20	42	47.6
7.Ken Schaver	43/ 10	22	32	68.8
8.Robert Garber Jr	15/ 40	17	34	50.0
9.Levi Miller Jr	45/ 20	25	38	65.8
10.Elwyn Cooper	30/ 40	34	58	58.6
11.Ed Arionus	43/ 26	28	50	56.0
W-5 L-6	330	266	464	57.3

**9.Gerald Stangland-MN**

OPPONENT	SCORE	R	SP	%
1.Jerry Gorton	41/ 24	35	54	64.8
2.Ed Arionus	33/ 40	27	48	56.3
3.Robert Garber Jr	41/ 33	46	68	67.6
4.Elwyn Cooper	29/ 41	27	54	50.0
5.Ken Schaver	31/ 40	29	58	50.0
6.Levi Miller Jr	41/ 17	30	42	71.4
7.Paul LaCrosse	12/ 40	18	34	52.9
8.John Mathys	28/ 41	16	44	36.4
9.Bob Lautenschleger	28/ 40	33	62	53.2
10.Kurt von Kleist	16/ 42	16	34	47.1
11.Paul Stewart	31/ 40	45	70	64.3
W-3 L-8	331	322	568	56.7

**11.John Mathys-PA**

OPPONENT	SCORE	R	SP	%
1.Robert Garber Jr	29/ 40	25	50	50.0
2.Elwyn Cooper	25/ 42	12	34	35.3
3.Ken Schaver	40/ 39	30	54	55.6
4.Levi Miller Jr	18/ 42	17	48	35.4
5.Jerry Gorton	16/ 40	21	40	52.5
6.Ed Arionus	24/ 40	20	44	45.5
7.Bob Lautenschleger	6/ 42	11	38	28.9
8.Gerald Stangland	41/ 28	21	44	47.7
9.Paul Stewart	10/ 42	17	38	44.7
10.Paul LaCrosse	2/ 41	10	28	35.7
11.Kurt von Kleist	8/ 45	15	40	37.5
W-2 L-9	219	199	458	43.4

**6.Robert Garber Jr.-OH**

OPPONENT	SCORE	R	SP	%
1.John Mathys	40/ 29	28	50	56.0
2.Bob Lautenschleger	38/ 42	30	56	53.6
3.Gerald Stangland	33/ 41	44	68	64.7
4.Paul Stewart	27/ 40	37	58	63.8
5.Paul LaCrosse	31/ 40	37	62	59.7
6.Kurt von Kleist	40/ 27	44	60	73.3
7.Ed Arionus	28/ 40	35	62	56.5
8.Jerry Gorton	40/ 15	26	34	76.5
9.Elwyn Cooper	45/ 22	24	44	54.5
10.Ken Schaver	41/ 4	19	28	67.9
11.Levi Miller Jr	41/ 38	31	56	55.4
W-6 L-5	404	355	578	61.4

**8.Elwyn Cooper-MO**


OPPONENT	SCORE	R	SP	%
1.Kurt von Kleist	20/ 41	24	52	46.2
2.John Mathys	42/ 25	19	34	55.9
3.Bob Lautenschleger	39/ 41	30	62	48.4
4.Gerald Stangland	41/ 29	30	54	55.6
5.Paul Stewart	12/ 44	27	50	54.0
6.Paul LaCrosse	11/ 42	16	40	40.0
7.Levi Miller Jr	41/ 19	23	48	47.9
8.Ed Arionus	14/ 44	18	38	47.4
9.Robert Garber Jr	22/ 45	18	44	40.9
10.Jerry Gorton	40/ 30	37	58	63.8
11.Ken Schaver	43/ 24	26	58	44.8
W-5 L-6	325	268	538	49.8

**10.Ken Schaver-IL**

OPPONENT	SCORE	R	SP	%
1.Paul LaCrosse	0/ 41	7	26	26.9
2.Kurt von Kleist	32/ 41	23	52	44.2
3.John Mathys	39/ 40	28	54	51.9
4.Bob Lautenschleger	31/ 42	37	68	54.4
5.Gerald Stangland	40/ 31	31	58	53.4
6.Paul Stewart	13/ 43	14	34	41.2
7.Jerry Gorton	10/ 43	12	32	37.5
8.Levi Miller Jr	44/ 28	28	52	53.8
9.Ed Arionus	25/ 41	28	52	53.8
10.Robert Garber Jr	4/ 41	8	28	28.6
11.Elwyn Cooper	24/ 43	23	58	39.7
W-2 L-9	262	239	514	46.5

**12.Levi Miller Jr-OH**

OPPONENT	SCORE	R	SP	%
1.Paul Stewart	31/ 40	21	52	40.4
2.Paul LaCrosse	27/ 45	25	50	50.0
3.Kurt von Kleist	27/ 40	35	56	62.5
4.John Mathys	42/ 18	25	48	52.1
5.Bob Lautenschleger	31/ 42	33	62	53.2
6.Gerald Stangland	17/ 41	22	42	52.4
7.Elwyn Cooper	19/ 41	17	48	35.4
8.Ken Schaver	28/ 44	23	52	44.2
9.Jerry Gorton	20/ 45	17	38	44.7
10.Ed Arionus	37/ 40	32	56	57.1
11.Robert Garber Jr	38/ 41	31	56	55.4
W-1 L- 10	317	281	560	50.2




### SENIOR MENS DIVISION A FINALS 2004 WORLD

1. Bob Lautenschleger	OH	12.5	2.5	363	600	60.50
2. Gerald Stangland	MN	11	4	368	600	61.33
3. Ed Arionus	TX	10	5	352	600	58.67
4. Glen E Hoppes	FL	10	5	298	600	49.67
5. Jerry Gorton	OR	9	6	348	600	58.00
6. John Sylvester	CA	9	6	291	600	48.50
7. Levi Miller Jr	OH	8	7	331	600	55.17
8. Dave Koch	CA	8	7	302	600	50.33
9. Elwyn Cooper	MO	7.5	7.5	308	600	51.33
10. Robert Garber Jr.	OH	7	8	308	600	51.33
11. Bob Clark	WA	7	8	301	600	50.17
12. Dave Schorbahn	WI	7	8	279	600	46.50
13. Bill Dannhauer	NH	5.5	9.5	296	600	49.33
14. Bill Larson	MN	4.5	10.5	253	600	42.17
15. Dick Dvorak	MN	4	11	272	600	45.33
16. Edward Domey	MA	0	15	204	600	34.00




### SENIOR MENS DIVISION B FINALS 2004 WORLD

1. Andy Loobey	CA	14.5	0.5	264	600	44.00
2. Ken Schaver	IL	12	3	313	600	52.17
3. George Huntington	IL	12	3	276	600	46.00
4. Fred Shepard	CO	10	5	243	600	40.50
5. Don Smalley	OR	8.5	6.5	240	600	40.00
6. Glen Heistand	WA	8	7	244	600	40.67
7. Barry Chapelle	OR	8	7	225	600	37.50
8. Charles Phipps	IA	7	8	241	600	40.17
9. Don Schneck	CO	7	8	237	600	39.50
10. Roger Tibbetts	VT	7	8	215	600	35.83
11. C. Leo Buell	IA	6	9	258	600	43.00
12. Dave Loucks	CA	6	9	216	600	36.00
13. Phil Plotke	WY	5	10	229	600	38.17
14. Richard Augustson	OR	4	11	197	600	32.83
15. Wayne P. Barber	MO	4	11	125	280	44.64



### SENIOR MENS DIVISION C FINALS 2004 WORLD

1. Dan Sanders	OH	13	2	239	600	39.83
2. Delmar Doc Roberts	NE	12	3	241	600	40.17
3. Paul McGee	MD	11.5	3.5	198	600	33.00
4. Byron Edwards	MN	10	5	205	600	34.17
5. Bill Harris	CA	9.5	5.5	209	600	34.83
6. Floyd Maxwell	TN	9	6	172	600	28.67
7. Mel Yockstick	CO	8.5	6.5	227	600	37.83
8. Harold Boyer	WA	8	7	229	600	38.17
9. Terry Cuthbertson	KS	7	8	204	600	34.00
10. Jim Mudra Sr.	CA	6.5	8.5	172	600	28.67
11. Archie Filley	ND	6	9	198	600	33.00
12. Larry Getts	WA	5.5	9.5	198	600	33.00
13. John Garcia	CA	4	11	158	600	26.33
14. Art Eastwood	OR	3.5	11.5	141	600	23.50
15. Dick Hansen	WI	3	12	162	600	27.00
16. Ed Shepard	CO	3	12	156	600	26.00



### SENIOR MENS DIVISION D FINALS 2004 WORLD

1. Harvey Kooy	CA	12	3	228	600	38.00
2. Lannie Robison	IL	11.5	3.5	232	600	38.67
3. Bud Nelson	MN	10.5	4.5	171	600	28.50
4. Don Claffey	MT	10	5	196	600	32.67
5. James F Premer	FL	9.5	5.5	190	600	31.67
6. Vern Schroeder	OH	8.5	6.5	191	600	31.83
7. Thomas Taylor	IN	8.5	6.5	185	600	30.83
8. Bruce Hinkel	ND	7	8	184	600	30.67
9. Paul Tutewiler	WA	7	8	180	600	30.00
10. Hollis Morris	WA	7	8	170	600	28.33
11. Floyd Hix Jr	VA	6.5	8.5	155	600	25.83
12. Bob Bender	OR	6	9	183	600	30.50
13. William Backer	CA	5	10	161	600	26.83
14. Doug DeFoe	AZ	4.5	10.5	168	600	28.00
15. Esko Karlson	BC	3.5	11.5	157	600	26.17
16. Dave Hummel	OH	3	12	161	600	26.83



### SENIOR MENS DIVISION E FINALS 2004 WORLD

1. Joe Looney	OR	13	2	190	600	31.67
2. Leon Gant	AZ	12.5	2.5	172	600	28.67
3. Julius Hamilton	SC	11	4	192	600	32.00
4. Gregg Craven	MO	11	4	186	600	31.00
5. Ray Powell	WA	11	4	185	600	30.83
6. Paul Tetreault	NH	11	4	180	600	30.00
7. Gaston Dallaire	ON	8	7	146	600	24.33
8. Pat Moore	CA	7	8	128	600	21.33
9. Everett Snead	CO	6.5	8.5	146	600	24.33
10. Kent Larsen	UT	6.5	8.5	123	600	20.50
11. Bob Thomsen	NE	6	9	151	600	25.17
12. Cliff Troullier	WI	6	9	112	600	18.67
13. Ed Frace	OH	5.5	9.5	125	600	20.83
14. Charles Buddy Short	FL	4	11	109	600	18.17
15. Wayne Bennett	MT	1	14	117	600	19.50

### SENIOR MENS DIVISION F FINALS 2004 WORLD


1. Walter Burtner	PA	13	2	167	600	27.83
2. Kent Whitworth	ID	11	4	132	600	22.00
3. Ted Rohde	WI	10.5	4.5	159	600	26.50
4. Al Holland	OR	10.5	4.5	151	600	25.17
5. Duane Wisdom	OR	10	5	140	600	23.33
6. Herb Boschman	BC	9	6	134	600	22.33
7. Bennie Underwood	TX	9	6	113	600	18.83
8. Les Holland	MN	8	7	107	600	17.83
9. Doyle Palmer	OR	7	8	107	600	17.83
10. Donald Fleissner	KY	6	9	120	600	20.00
11. Chuck Warner	OR	5.5	9.5	126	600	21.00
12. Jerry R. Dugan	KS	5.5	9.5	98	600	16.33
13. Ward Lutz	MN	5	10	135	600	22.50
14. Ozz Jacobson	WI	5	10	116	600	19.33
15. Ernie Coulter	CO	5	10	102	600	17.00
16. Bill McAughey	ID	0	15	1	16	6.25

### SENIOR MENS DIVISION G FINALS 2004 WORLD

1. Wayne Hamilton	NY	15	2	201	680	29.56
2. Juan Hernandez	ID	15	2	204	680	30.00
3. Bill Paddock	CA	14.5	2.5	204	680	30.00
4. Sid Gire	WA	13	4	126	680	18.53
5. Weston Sims	AZ	12.5	4.5	150	680	22.06
6. Bernie Human	WI	11	6	136	680	20.00
7. Glen Berglund	MN	10	7	144	680	21.18
8. Ray Bendure	MO	9	8	115	680	16.91
9. Bill Hanson	NE	8	9	123	680	18.09
10. Ron Upshaw	TX	7.5	9.5	123	680	18.09
11. Monty Burcham	AR	7	10	115	680	16.91
12. Jack Cotterman	OR	6	11	111	680	16.32
13. Jay Maag	OR	6	11	109	680	16.03
14. Ivan Ruzic	WI	4.5	12.5	90	680	13.24
15. Kay Norman	WA	4	13	106	680	15.59
16. Marvin Timm	MN	4	13	103	680	15.15
17. Gerald Patterson	CA	3	14	111	680	16.32
18. Don Shove	ID	3	14	88	680	12.94

### SENIOR MENS DIVISION H FINALS 2004 WORLD

1. Bob Zausch	ID	14.5	2.5	121	680	17.79
2. Eddy Nappo Jr.	ID	14.5	2.5	91	680	13.38
3. Mel Keller	CO	14	3	117	680	17.21
4. Paul Reeves	ID	13	4	125	680	18.38
5. Roy Franke	IL	12	5	121	680	17.79
6. Bert Mannix	MT	12	5	113	680	16.62
7. Tom Goss	ID	10	7	113	680	16.62
8. Archie Hubl	NE	10	7	105	680	15.44
9. Robert Jodrey	OH	9.5	7.5	81	480	16.88
10. Bill Peck	NE	7.5	9.5	66	680	9.71
11. Art Kendall	CO	7	10	86	680	12.65
12. Bob Berry	CO	7	10	71	680	10.44
13. Bob Miller	UT	7	10	66	680	9.71
14. Steven Schumann	KS	5	12	29	680	4.26
15. Millard Edwards	WA	4	13	55	680	8.09
16. James Miller	MT	4	13	55	680	8.09
17. Jack Prien	NV	1	16	9	240	3.75



# ELDER '30' FOOT DIVISION CHAMPIONSHIP CLASS

## ELDER '30' FOOT DIVISION - CHAMPIONSHIP CLASS 2004 WORLD

1. Paul McCreery	TX	10	1	478	620	77.10
2. Bobby Fields	TN	9	2	437	612	71.41
3. Elden Sarbaugh	OH	7	4	415	578	71.80
4. Don Kies	CA	7	4	436	640	68.13
5. Harold Gaston	OK	6	5	413	628	65.76
6. Roland Kleinschmidt	SD	5	6	444	640	69.38
7. Art Sperber	WA	5	6	445	670	66.42
8. Tony Paiz	CO	5	6	387	604	64.07
9. Paul Burkitt	OH	4	7	338	570	59.30
10. Ed Kowatch	IN	3	8	401	624	64.26
11. Teddy Guillotte	CA	3	8	310	548	56.57
12. D.W. Story	TN	2	9	331	586	56.48

## ELDER '30' FOOT DIVISION - CHAMPIONSHIP CLASS 2004 WORLD

### 1. Paul McCreery-TX

OPPONENT	SCORE	R	SP	%
1. Paul Burkitt	41/ 12	35	42	83.3
2. Ed Kowatch	40/ 20	40	54	74.1
3. Teddy Guillotte	42/ 33	43	64	67.2
4. Tony Paiz	41/ 20	35	46	76.1
5. Harold Gaston	40/ 21	37	46	80.4
6. Art Sperber	40/ 14	35	46	76.1
7. Don Kies	45/ 30	45	60	75.0
8. D.W. Story	40/ 20	33	44	75.0
9. Roland Kleinschmidt	42/ 28	57	72	79.2
10. Bobby Fields	40/ 19	57	66	86.4
11. Elden Sarbaugh	38/ 41	61	80	76.3

W- 10 L-1                      449           478           620           77.1

### 2. Bobby Fields-TN

OPPONENT	SCORE	R	SP	%
1. Teddy Guillotte	42/ 16	41	50	82.0
2. Tony Paiz	42/ 22	34	48	70.8
3. Harold Gaston	40/ 30	35	52	67.3
4. Art Sperber	40/ 33	33	50	66.0
5. Paul Burkitt	40/ 18	34	50	68.0
6. Ed Kowatch	41/ 25	32	46	69.6
7. D.W. Story	41/ 25	32	46	69.6
8. Roland Kleinschmidt	40/ 22	45	58	77.6
9. Elden Sarbaugh	41/ 35	63	86	73.3
10. Paul McCreery	19/ 40	50	66	75.8
11. Don Kies	31/ 41	38	60	63.3

W-9 L-2                      417           437           612           71.4

### 3. Elden Sarbaugh-OH

OPPONENT	SCORE	R	SP	%
1. Ed Kowatch	41/ 17	44	58	75.9
2. Teddy Guillotte	40/6	19	26	73.1
3. Tony Paiz	23/ 43	34	58	58.6
4. Harold Gaston	41/ 12	35	42	83.3
5. Art Sperber	43/6	30	36	83.3
6. Paul Burkitt	42/7	35	46	76.1
7. Roland Kleinschmidt	12/ 42	18	36	50.0
8. Don Kies	23/ 40	38	60	63.3
9. Bobby Fields	35/ 41	62	86	72.1
10. D.W. Story	43/ 14	38	50	76.0
11. Paul McCreery	41/ 38	62	80	77.5

W-7 L-4                      384           415           578           71.8

### 4. Don Kies-CA

OPPONENT	SCORE	R	SP	%
1. Art Sperber	25/ 41	35	56	62.5
2. Paul Burkitt	24/ 42	33	60	55.0
3. Ed Kowatch	40/ 35	35	54	64.8
4. Teddy Guillotte	27/ 41	39	56	69.6
5. Tony Paiz	41/ 27	40	54	74.1
6. Harold Gaston	40/ 18	54	70	77.1
7. Paul McCreery	30/ 45	41	60	68.3
8. Elden Sarbaugh	40/ 23	41	60	68.3
9. D.W. Story	42/ 17	28	42	66.7
10. Roland Kleinschmidt	40/ 37	50	68	73.5
11. Bobby Fields	41/ 31	40	60	66.7

W-7 L-4                      390           436           640           68.1

**5. Harold Gaston-OK**

OPPONENT	SCORE	R	SP	%
1.D.W. Story	45/ 28	37	56	66.1
2.Roland Kleinschmidt	36/ 42	45	72	62.5
3.Bobby Fields	30/ 40	33	52	63.5
4.Elden Sarbaugh	12/ 41	26	42	61.9
5.Paul McCreery	21/ 40	31	46	67.4
6.Don Kies	18/ 40	48	70	68.6
7.Teddy Guillotte	41/ 27	34	52	65.4
8.Paul Burkitt	42/ 35	42	68	61.8
9.Tony Paiz	40/ 34	34	54	63.0
10.Ed Kowatch	41/ 15	38	52	73.1
11.Art Sperber	41/ 35	45	64	70.3
W-6 L-5	367	413	628	65.8

**7. Art Sperber-WA**

OPPONENT	SCORE	R	SP	%
1.Don Kies	41/ 25	41	56	73.2
2.D.W. Story	35/ 45	54	80	67.5
3.Roland Kleinschmidt	40/ 29	48	68	70.6
4.Bobby Fields	33/ 40	31	50	62.0
5.Elden Sarbaugh	6/ 43	19	36	52.8
6.Paul McCreery	14/ 40	26	46	56.5
7.Paul Burkitt	26/ 40	32	56	57.1
8.Ed Kowatch	42/ 24	63	82	76.8
9.Teddy Guillotte	40/ 27	32	48	66.7
10.Tony Paiz	40/ 38	56	84	66.7
11.Harold Gaston	35/ 41	43	64	67.2
W-5 L-6	352	445	670	66.4

**9. Paul Burkitt-OH**

OPPONENT	SCORE	R	SP	%
1.Paul McCreery	12/ 41	26	42	61.9
2.Don Kies	42/ 24	40	60	66.7
3.D.W. Story	40/ 27	36	56	64.3
4.Roland Kleinschmidt	10/ 40	23	44	52.3
5.Bobby Fields	18/ 40	28	50	56.0
6.Elden Sarbaugh	7/ 42	25	46	54.3
7.Art Sperber	40/ 26	37	56	66.1
8.Harold Gaston	35/ 42	40	68	58.8
9.Ed Kowatch	29/ 43	29	52	55.8
10.Teddy Guillotte	41/ 24	29	46	63.0
11.Tony Paiz	33/ 42	25	50	50.0
W-4 L-7	307	338	570	59.3

**11. Teddy Guillotte-CA**

OPPONENT	SCORE	R	SP	%
1.Bobby Fields	16/ 42	31	50	62.0
2.Elden Sarbaugh	6/ 40	7	26	26.9
3.Paul McCreery	33/ 42	39	64	60.9
4.Don Kies	41/ 27	43	56	76.8
5.D.W. Story	41/ 37	29	58	50.0
6.Roland Kleinschmidt	10/ 40	22	42	52.4
7.Harold Gaston	27/ 41	28	52	53.8
8.Tony Paiz	19/ 40	21	44	47.7
9.Art Sperber	27/ 40	27	48	56.3
10.Paul Burkitt	24/ 41	23	46	50.0
11.Ed Kowatch	43/ 32	40	62	64.5
W-3 L-8	287	310	548	56.6

**6. Roland Kleinschmidt-SD**

OPPONENT	SCORE	R	SP	%
1.Tony Paiz	31/ 41	38	58	65.5
2.Harold Gaston	42/ 36	46	72	63.9
3.Art Sperber	29/ 40	45	68	66.2
4.Paul Burkitt	40/ 10	31	44	70.5
5.Ed Kowatch	39/ 43	41	60	68.3
6.Teddy Guillotte	40/ 10	33	42	78.6
7.Elden Sarbaugh	42/ 12	29	36	80.6
8.Bobby Fields	22/ 40	40	58	69.0
9.Paul McCreery	28/ 42	53	72	73.6
10.Don Kies	37/ 40	48	68	70.6
11.D.W. Story	42/ 21	40	62	64.5
W-5 L-6	392	444	640	69.4

**8. Tony Paiz-CO**


OPPONENT	SCORE	R	SP	%
1.Roland Kleinschmidt	41/ 31	42	58	72.4
2.Bobby Fields	22/ 42	28	48	58.3
3.Elden Sarbaugh	43/ 23	40	58	69.0
4.Paul McCreery	20/ 41	28	46	60.9
5.Don Kies	27/ 41	35	54	64.8
6.D.W. Story	43/ 23	29	48	60.4
7.Ed Kowatch	36/ 42	39	60	65.0
8.Teddy Guillotte	40/ 19	29	44	65.9
9.Harold Gaston	34/ 40	33	54	61.1
10.Art Sperber	38/ 40	55	84	65.5
11.Paul Burkitt	42/ 33	29	50	58.0
W-5 L-6	386	387	604	64.1

**10. Ed Kowatch-IN**

OPPONENT	SCORE	R	SP	%
1.Elden Sarbaugh	17/ 41	37	58	63.8
2.Paul McCreery	20/ 40	34	54	63.0
3.Don Kies	35/ 40	34	54	63.0
4.D.W. Story	22/ 41	23	44	52.3
5.Roland Kleinschmidt	43/ 39	43	60	71.7
6.Bobby Fields	25/ 41	27	46	58.7
7.Tony Paiz	42/ 36	41	60	68.3
8.Art Sperber	24/ 42	60	82	73.2
9.Paul Burkitt	43/ 29	35	52	67.3
10.Harold Gaston	15/ 41	29	52	55.8
11.Teddy Guillotte	32/ 43	38	62	61.3
W-3 L-8	318	401	624	64.3

**12. D.W. Story-TN**

OPPONENT	SCORE	R	SP	%
1.Harold Gaston	28/ 45	31	56	55.4
2.Art Sperber	45/ 35	57	80	71.3
3.Paul Burkitt	27/ 40	31	56	55.4
4.Ed Kowatch	41/ 22	28	44	63.6
5.Teddy Guillotte	37/ 41	29	58	50.0
6.Tony Paiz	23/ 43	22	48	45.8
7.Bobby Fields	25/ 41	26	46	56.5
8.Paul McCreery	20/ 40	26	44	59.1
9.Don Kies	17/ 42	21	42	50.0
10.Elden Sarbaugh	14/ 43	27	50	54.0
11.Roland Kleinschmidt	21/ 42	33	62	53.2
W-2 L-9	298	331	586	56.5



### ELDER '30' FOOT DIVISION A FINALS 2004 WORLD

1. Ken Wilhelm	WV	12	3	367	600	61.17
2. Art Sperber	WA	10.5	4.5	389	600	64.83
3. Melvin Bray	KS	10.5	4.5	377	600	62.83
4. Harold Gaston	OK	10	5	389	600	64.83
5. Tony Paiz	CO	9	6	384	600	64.00
6. Merlin Potts	KS	8.5	6.5	338	600	56.33
7. Ed Kowatch	IN	8	7	382	600	63.67
8. Dee Powell	CO	8	7	366	600	61.00
9. Nick DiRaimo	MO	8	7	357	600	59.50
10. James B Adcox	FL	7	8	338	600	56.33
11. Curly Seibold	IN	6.5	8.5	335	600	55.83
12. Paul Burkitt	OH	6	9	380	600	63.33
13. Tom Munoz	CA	6	9	368	600	61.33
14. Calvin Motsinger	NC	5	10	353	600	58.83
15. Wayne Totten	WI	3	12	339	600	56.50
16. Bobby Stewart	UT	2	13	236	600	39.33




### ELDER '30' FOOT DIVISION B FINALS 2004 WORLD

1. Teddy Guillotte	CA	13.5	1.5	383	600	63.83
2. Gordon Fuhr	NE	13	2	374	600	62.33
3. Del Stockstill	CA	11	4	359	600	59.83
4. Don Schaunaman	SD	10	5	354	600	59.00
5. Don Titcomb	CA	8	7	356	600	59.33
6. Bob Birge	CA	8	7	332	600	55.33
7. Jack Moore	WA	7	8	306	600	51.00
8. Herb Criss	WA	7	8	301	600	50.17
9. Dave Ackley	OH	6.5	8.5	303	600	50.50
10. Jim Gibbons	CA	6.5	8.5	301	600	50.17
11. Marlene Carr	CA	6.5	8.5	293	600	48.83
12. Lloyd Wolf	MN	5.5	9.5	264	600	44.00
13. Gordon Carlson	CO	5	10	298	600	49.67
14. Harvey Ponstein	MI	5	10	262	600	43.67
15. Marvin Tatchio	OR	4	11	253	600	42.17
16. Frank Hudson	MO	3.5	11.5	266	600	44.33




### ELDER '30' FOOT DIVISION C FINALS 2004 WORLD

1. Don Kies	CA	13.5	1.5	405	600	67.50
2. Don Wild	CO	12.5	2.5	336	600	56.00
3. Bill Whitley	KS	12	3	354	600	59.00
4. Lynn John	UT	11	4	374	600	62.33
5. Paul Howard	MI	9	6	360	600	60.00
6. Stanley Towne	NY	8	7	288	600	48.00
7. Ed Engle	CA	8	7	283	600	47.17
8. Warren Williams	NV	7	8	309	600	51.50
9. Don Moser	ID	7	8	298	600	49.67
10. John Cowen	IN	7	8	288	600	48.00
11. Dick Wilson	WY	7	8	287	600	47.83
12. Charles Bunner	WV	5.5	9.5	292	600	48.67
13. Robert Cargo	WA	4.5	10.5	260	600	43.33
14. Ottie Reno	OH	4	11	282	600	47.00
15. Jules Liebaert	SK	4	11	265	600	44.17
16. Robert Pluckebaum	IL	0	15	63	200	31.50




### ELDER '30' FOOT DIVISION D FINALS 2004 WORLD

1. D.W. Story	TN	15	0	406	600	67.67
2. Larry Jorgenson	ND	12	3	323	600	53.83
3. Carlyle E. Gricks Jr.	MO	12	3	315	600	52.50
4. Jack Adams	SK	10	5	312	600	52.00
5. Leonard Platero	NM	10	5	307	600	51.17
6. Bob Blumenhein	CO	9	6	310	600	51.67
7. Ken Woolery	CA	9	6	287	600	47.83
8. Lyle Calkins	WA	7.5	7.5	267	600	44.50
9. Joe Stencil	CO	7	8	296	600	49.33
10. James Davis	OR	6.5	8.5	267	600	44.50
11. Tom Cook	OK	6	9	279	600	46.50
12. John Watson	CO	5	10	266	600	44.33
13. Jack Casey	CA	5	10	260	600	43.33
14. Don Courville	AB	3	12	225	600	37.50
15. Charles Norris	IL	2	13	170	400	42.50



### ELDER '30' FOOT DIVISION E FINALS 2004 WORLD

1. Ramon Duke	UT	13.5	1.5	357	600	59.50
2. Robert Hansen	WA	12	3	330	600	55.00
3. Don Livingston	AZ	11	4	320	600	53.33
4. Bob Snyder	CO	11	4	307	600	51.17
5. Douglas Peoples	MO	10	5	313	600	52.17
6. Bob Midkiff	CA	9.5	5.5	321	600	53.50
7. Con Moser	ID	9	6	293	600	48.83
8. Gib Mitchell	UT	7	8	260	600	43.33
9. Dave Tabler	OH	7	8	258	600	43.00
10. Tony Veldkamp	AB	6.5	8.5	306	600	51.00
11. Glenn Wicklund	IL	6.5	8.5	286	600	47.67
12. Ron O`Blenes	CA	6	9	270	600	45.00
13. Ron Smith	WA	5	10	277	600	46.17
14. Marvin Tarnasky	ND	5	10	237	600	39.50
15. Everett `Red` Seaman	CA	0	15	155	560	27.68



### ELDER '30' FOOT DIVISION F FINALS 2004 WORLD



1. James Sweitzer	ID	11	2	285	520	54.81
2. Melvin Benham	WA	11	2	247	520	47.50
3. Robert E Volles	FL	10	3	228	520	43.85
4. Verlyn Dunn	ID	8	5	257	520	49.42
5. Bob Dennis	WA	8	5	231	520	44.42
6. Ernie Gallo	OR	8	5	222	520	42.69
7. Gene McCutcheon	OH	8	5	215	520	41.35
8. Clarence Krueger	NE	7	6	239	520	45.96
9. Rick Rebman	OR	7	6	220	520	42.31
10. Harless Kampe	MO	6	7	209	520	40.19
11. Otto Brennecke	ID	4	9	176	520	33.85
12. Robert Warner	MI	2	11	124	520	23.85
13. Don Stephens	CA	1	12	171	520	32.88


### ELDER '30' FOOT DIVISION G FINALS 2004 WORLD

1. Frank Annerl	UT	13	2	294	600	49.00
2. Dave Cheyne	NV	11.5	3.5	278	600	46.33
3. Harry Strong	MT	11	4	290	600	48.33
4. Kent Robinson	SD	11	4	252	600	42.00
5. Don Lewellyn	KS	9.5	5.5	222	600	37.00
6. Herman Reynolds	UT	8	7	234	600	39.00
7. Will Facey	CA	8	7	231	600	38.50
8. Roland Clement	LA	8	7	222	600	37.00
9. Robert Hanson	WA	8	7	202	600	33.67
10. Skip Fankhauser	CO	7.5	7.5	242	600	40.33
11. Bob Irwin	OR	7	8	215	600	35.83
12. Glen Werk	MN	6.5	8.5	229	600	38.17
13. William Wordel	IL	6.5	8.5	209	600	34.83
14. Wallace Runia	MN	3.5	11.5	184	600	30.67
15. Bryan Shanks	MI	1	14	128	600	21.33

### ELDER '30' FOOT DIVISION H FINALS 2004 WORLD

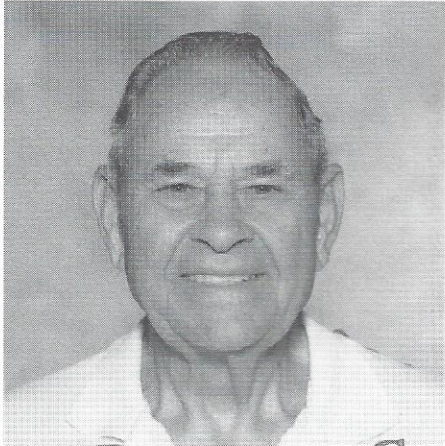
1. Richard Potter	KS	15	0	293	600	48.83
2. Bob Reese	OK	13	2	269	600	44.83
3. Ray Tawney	GA	12	3	276	600	46.00
4. Ken Carvo	WA	12	3	269	600	44.83
5. Donald Ragan	WA	9	6	225	600	37.50
6. Dale Kellerby	CO	9	6	221	600	36.83
7. Tom Small	KS	7	8	201	600	33.50
8. Hugh Cloutier	CA	7	8	198	600	33.00
9. Myron Flann	MN	6	9	200	600	33.33
10. Joan Bryan	CA	6	9	173	600	28.83
11. Darrel Jones	WA	5.5	9.5	203	600	33.83
12. Charles Masson	CA	5	10	188	600	31.33
13. Andy Van Dyken	MT	5	10	188	600	31.33
14. Harold Jensen	OR	5	10	166	600	27.67
15. Earl Winston	MO	2.5	12.5	163	600	27.17
16. Edward Knaub	CO	1	14	69	200	34.50






### ELDER '30' FOOT DIVISION I FINALS 2004 WORLD

1. Ernie Johnson	CO	14	1	226	600	37.67
2. George Jackci	AB	11	4	209	600	34.83
3. Jerry Kasteline	MI	11	4	186	600	31.00
4. James Morris	IN	10	5	241	600	40.17
5. Bob Ingram	OR	9.5	5.5	198	600	33.00
6. Lee Kapsner	MN	9	6	213	600	35.50
7. Alma Clark	ID	9	6	209	600	34.83
8. Don Tiegs	MN	9	6	184	600	30.67
9. Donald Parkes	VA	8.5	6.5	203	600	33.83
10. Doyle Johnson	GA	8.5	6.5	192	600	32.00
11. Tom Wadhams	MN	7	8	167	600	27.83
12. Jerry Brog	OR	5.5	9.5	187	600	31.17
13. Lynn Stayner	ID	3.5	11.5	144	600	24.00
14. Leland Sweetwood	KS	2.5	12.5	129	600	21.50
15. Norman Hansen	WA	2	13	135	600	22.50
16. Ralph Carter	CA	0	15	81	600	13.50




### ELDER '30' FOOT DIVISION J FINALS 2004 WORLD

1. Wayne Jensen	CO	13	2	227	600	37.83
2. Dave Goodwin	WA	12.5	2.5	224	600	37.33
3. Tom Connolly	AB	11	4	188	600	31.33
4. David Sparks	WA	11	4	167	600	27.83
5. Keith Lewis	ID	11	4	166	600	27.67
6. Ed Osterkamp	SD	10	5	183	600	30.50
7. Keith Thomas	ID	9	6	184	600	30.67
8. Henry Reid	ID	9	6	160	600	26.67
9. John Brotherton	CA	8	7	176	600	29.33
10. Skip Schilperoort	WA	7	8	136	600	22.67
11. Robert Morley	UT	5.5	9.5	141	600	23.50
12. Harold Hoff	ND	5.5	9.5	136	600	22.67
13. George McKay	WA	3.5	11.5	104	600	17.33
14. Jack Raymond	UT	3	12	116	600	19.33
15. Robert Carr	MI	1	14	85	600	14.17




### ELDER '30' FOOT DIVISION K FINALS 2004 WORLD

1. Ed Barberis	UT	14	2	208	640	32.50
2. Stan Spence	PA	13	3	207	640	32.34
3. Joe Hekele	KS	11.5	3.5	179	600	29.83
4. Frank Willoughby	WY	11	4	210	600	35.00
5. Melvin Stoa	MN	9	6	155	600	25.83
6. Bud Brown	UT	8.5	6.5	138	600	23.00
7. Burton Clark	ND	8	7	168	600	28.00
8. Denny Currier	CA	8	7	142	600	23.67
9. Don Manwill	ID	8	7	136	600	22.67
10. Jeff Smith	NC	8	7	131	600	21.83
11. Paul Lowry	KS	7	8	162	600	27.00
12. Dorothy Krogen	ND	5	10	71	440	16.14
13. Jerry Harper	UT	4	11	110	600	18.33
14. Larry Figueira	CA	4	11	100	600	16.67
15. Kent Etter	AZ	2	13	102	600	17.00
16. Cliff Holcomb	ID	0	15	44	400	11.00




### ELDER '30' FOOT DIVISION L FINALS 2004 WORLD

1. Clint Bryson	SD	13	2	205	600	34.17
2. Jan Anderson	CA	9.5	5.5	125	600	20.83
3. Lyle Samuelson	MO	9	6	163	600	27.17
4. Gilbert Jack Mahn	FL	9	6	160	600	26.67
5. Orville Pfortmiller	KS	9	6	148	600	24.67
6. Frank Zupan	AZ	9	6	148	600	24.67
7. Lino Carnesecca	OR	9	6	131	600	21.83
8. Jim Marshall	TX	9	6	118	600	19.67
9. Reed Jardine	ID	7	8	134	600	22.33
10. Don Meyers	WA	7	8	120	600	20.00
11. Marty Dunn	CA	7	8	94	600	15.67
12. Fred Reibin	CA	6	9	134	600	22.33
13. Tom Worthington	WA	5.5	9.5	134	600	22.33
14. Terry W. Kampe	MO	5	10	133	600	22.17
15. Bearl Bruffett	IL	3	12	90	600	15.00
16. Leonard Burke	OK	3	12	83	600	13.83



**ELDER '30' FOOT DIVISION M FINALS 2004 WORLD**

1. Willis David	WI	13	2	163	600	27.17
2. Reidar Ytgard	WA	12	3	134	600	22.33
3. Dan David	WI	11	4	165	600	27.50
4. Walt Murdock	CO	11	4	107	600	17.83
5. Bruce Webb	MO	9.5	5.5	114	600	19.00
6. Oliver Lee	ND	9	6	135	600	22.50
7. Lee Wallace	OR	8	7	115	600	19.17
8. Kenneth Leaf	WA	7.5	7.5	113	600	18.83
9. Dennis John	ID	7	8	97	600	16.17
10. Harvey Wobbe	MO	7	8	96	600	16.00
11. Ernie Flores	AZ	6.5	8.5	104	600	17.33
12. Arthur Anderson	CA	6	9	109	600	18.17
13. Leonard Roskam	SD	5	10	114	600	19.00
14. James Sr Mortinger	KS	5	10	87	600	14.50
15. Frank Yohn	IL	2.5	12.5	42	600	7.00
16. Paul Jr. Voelker	KS	0	15	50	600	8.33



**ELDER '30' FOOT DIVISION N FINALS 2004 WORLD**

1. Don Lease	NE	12	1	92	520	17.69
2. Rick Stein	CO	11	2	159	520	30.58
3. Arnie Mosness	MT	11	2	104	520	20.00
4. Richard Schmidt	MO	10	3	121	520	23.27
5. Glen Price	ID	8	5	112	520	21.54
6. Bill Hayward	NE	8	5	71	480	14.79
7. Earl Smith	CA	8	5	69	520	13.27
8. Lee Henninger	CA	5.5	7.5	66	520	12.69
9. Paul Peterson	CA	5	8	71	480	14.79
10. Willard Waddle	SD	5	8	67	520	12.88
11. Gene Ewing	SD	3.5	9.5	63	520	12.12
12. Richard Jacobsen	ID	2	11	23	520	4.42
13. Kerry Otteson	ID	1	12	66	520	12.69

**MR. D HORSESHOES**



"THE SHOE THAT FITS"  
DESIGNED AND BALANCED FOR THE FLIP



or Order from:  
Your NHPA Representative  
EDWARD A. DOMEY 508/865-9477  
P.O. BOX 298, SUTTON, MASSACHUSETTS 01590

THE TOE OF THE MR. D SHOE IS SMOOTH WITH A GOOD SLANT ON THE TOP SIDE FOR AN EASY GRIP AND A SOFT TOUCH DELIVERY

THE CALK ON THE BOTTOM OF THE MR. D SHOE WILL INTERLOCK ONTO THE TOP OF THE FIRST SHOE PITCHED, TO HELP PREVENT THE SECOND SHOE FROM REBOUNDED BACK OFF THE STAKE



\$50 per pair

Plus \$8.00 shipping & handling to the 48 contiguous states (May be more elsewhere)

Texas residents add 8 1/4% sales tax

- L-M-H Weights -

With or Without Ringer Breaker

**CAST FROM ALLOY STEEL**  
Guaranteed one year against breakage (From original date of purchase)

**NO SHOES SENT ON CONSIGNMENT**

[www.geocities.com/mrdshoes](http://www.geocities.com/mrdshoes)

Order Direct From -  
MR. D. HORSESHOES, BOX 394, POST, TX 79356

JOHNNY DAVENPORT  
806/495-1686



MASTERCARD & VISA ACCEPTED



# WOMENS DIVISION CHAMPIONSHIP CLASS



## WOMENS DIVISION - CHAMPIONSHIP CLASS 2004 WORLD

1.Sue Snyder	KY	21	2	885	1140	77.63
2.Joan Elmore	TN	20	3	986	1196	82.44
3.Sylvianne Moisan	PQ	19	4	1078	1312	82.16
4.Tamara Burke	WV	19	4	946	1276	74.14
5.Judy Curtiss	MI	18	5	976	1306	74.73
6.Connie Filley	ND	17	6	997	1296	76.93
7.Amy Francis	OH	15	8	865	1232	70.21
8.Jane Jordan	SC	15	8	962	1408	68.32
9.Marion Thomsen	NE	14	9	932	1328	70.18
10.Gert Wilcziek	WI	14	9	887	1290	68.76
11.Elyse Brunelle	BC	10	13	898	1332	67.42
12.Amy Hall	VA	10	13	803	1230	65.28
13.Sheila Shepard	CO	10	13	788	1208	65.23
14.Becky Kemper	KY	10	13	860	1320	65.15
15.Deborah Michaud	MA	9	14	835	1274	65.54
16.Rivers Prewette	NC	9	14	853	1304	65.41
17.Jennifer Speakman	CO	9	14	796	1232	64.61
18.Deborah Halvorson	WI	8	15	768	1228	62.54
19.Sheryll Card	MI	7	16	640	1082	59.15
20.Pam Henderson	MO	6	17	780	1228	63.52
21.Connie Symank	TX	6	17	714	1204	59.30
22.Carol A Peterson	ND	6	17	638	1170	54.53
23.Renee Cowan	VA	2	21	764	1308	58.41
24.Patricia Ingraham	MI	2	21	542	1072	50.56

## WOMENS DIVISION - CHAMPIONSHIP CLASS 2004 WORLD

### 1.Sue Snyder-KY

OPPONENT	SCORE	R	SP	%
1.Jane Jordan	23/ 42	35	56	62.5
2.Patricia Ingraham	44/8	22	32	68.8
3.Carol A Peterson	45/3	25	32	78.1
4.Connie Symank	42/ 15	36	42	85.7
5.Renee Cowan	40/ 17	30	40	75.0
6.Sheryll Card	42/3	20	22	90.9
7.Pam Henderson	41/ 19	38	48	79.2
8.Rivers Prewette	41/ 24	37	54	68.5
9.Becky Kemper	42/ 17	41	48	85.4
10.Deborah Halvorson	40/ 13	32	40	80.0
11.Elyse Brunelle	42/7	38	46	82.6
12.Jennifer Speakman	41/7	27	34	79.4
13.Gert Wilcziek	42/ 23	41	56	73.2
14.Amy Francis	40/7	26	32	81.3
15.Marion Thomsen	41/ 39	54	72	75.0
16.Amy Hall	41/ 32	48	66	72.7
17.Deborah Michaud	40/ 25	37	54	68.5
18.Sheila Shepard	42/6	32	38	84.2
19.Joan Elmore	40/9	55	62	88.7
20.Connie Filley	40/ 28	47	58	81.0
21.Sylvianne Moisan	40/ 27	62	72	86.1
22.Judy Curtiss	42/ 18	47	56	83.9
23.Tamara Burke	38/ 42	55	80	68.8

W- 21 L-2 929 885 1140 77.6

### 2.Joan Elmore-TN

OPPONENT	SCORE	R	SP	%
1.Patricia Ingraham	40/9	32	42	76.2
2.Carol A Peterson	42/1	28	32	87.5
3.Connie Symank	40/ 21	34	44	77.3
4.Renee Cowan	40/ 12	36	44	81.8
5.Sheryll Card	41/3	24	28	85.7
6.Jane Jordan	42/ 13	44	50	88.0
7.Rivers Prewette	41/6	23	28	82.1
8.Becky Kemper	42/3	38	42	90.5
9.Deborah Halvorson	40/ 13	56	62	90.3
10.Elyse Brunelle	44/ 19	50	64	78.1
11.Jennifer Speakman	41/3	27	30	90.0
12.Pam Henderson	40/8	34	40	85.0
13.Deborah Michaud	40/3	30	32	93.8
14.Sheila Shepard	44/ 13	38	52	73.1
15.Gert Wilcziek	40/ 12	38	44	86.4
16.Amy Francis	42/ 27	66	78	84.6
17.Marion Thomsen	42/ 26	60	74	81.1
18.Amy Hall	41/ 14	53	62	85.5
19.Sue Snyder	9/ 40	46	62	74.2
20.Judy Curtiss	21/ 42	68	88	77.3
21.Connie Filley	40/ 21	58	66	87.9
22.Tamara Burke	27/ 41	38	56	67.9
23.Sylvianne Moisan	40/ 25	65	76	85.5

W- 20 L-3 879 986 1196 82.4



**3.Sylvianne Moisan-PQ**

OPPONENT	SCORE	R	SP	%
1.Connie Symank	40/ 12	40	48	83.3
2.Renee Cowan	42/2	33	40	82.5
3.Sheryll Card	44/1	24	28	85.7
4.Jane Jordan	40/ 29	59	76	77.6
5.Patricia Ingraham	40/1	22	24	91.7
6.Carol A Peterson	42/6	32	34	94.1
7.Deborah Halvorson	42/7	40	48	83.3
8.Elyse Brunelle	41/ 30	63	76	82.9
9.Jennifer Speakman	45/8	51	56	91.1
10.Pam Henderson	42/ 24	64	74	86.5
11.Rivers Prewette	41/ 19	50	62	80.6
12.Becky Kemper	42/ 21	51	60	85.0
13.Amy Hall	41/ 24	38	48	79.2
14.Deborah Michaud	40/ 19	45	60	75.0
15.Sheila Shepard	31/ 42	40	58	69.0
16.Gert Wilcziek	40/9	35	40	87.5
17.Amy Francis	40/2	45	52	86.5
18.Marion Thomsen	40/ 18	47	54	87.0
19.Judy Curtiss	30/ 42	92	112	82.1
20.Tamara Burke	40/ 27	52	70	74.3
21.Sue Snyder	27/ 40	58	72	80.6
22.Connie Filley	40/ 15	37	44	84.1
23.Joan Elmore	25/ 40	60	76	78.9

W- 19 L-4 895 1078 1312 82.2

**5.Judy Curtiss-MI**

OPPONENT	SCORE	R	SP	%
1.Renee Cowan	44/ 14	36	50	72.0
2.Sheryll Card	41/1	21	24	87.5
3.Jane Jordan	19/ 42	23	42	54.8
4.Patricia Ingraham	43/9	25	32	78.1
5.Carol A Peterson	40/ 14	29	40	72.5
6.Connie Symank	42/ 14	32	48	66.7
7.Elyse Brunelle	42/ 26	52	70	74.3
8.Jennifer Speakman	42/ 31	34	48	70.8
9.Pam Henderson	42/ 17	36	44	81.8
10.Rivers Prewette	33/ 41	47	66	71.2
11.Becky Kemper	41/ 22	52	66	78.8
12.Deborah Halvorson	41/ 28	39	52	75.0
13.Marion Thomsen	40/ 27	33	46	71.7
14.Amy Hall	41/ 19	40	54	74.1
15.Deborah Michaud	40/ 25	50	64	78.1
16.Sheila Shepard	44/ 28	42	54	77.8
17.Gert Wilcziek	31/ 40	38	58	65.5
18.Amy Francis	41/ 36	49	66	74.2
19.Sylvianne Moisan	42/ 30	96	112	85.7
20.Joan Elmore	42/ 21	73	88	83.0
21.Tamara Burke	20/ 40	47	66	71.2
22.Sue Snyder	18/ 42	40	56	71.4
23.Connie Filley	41/ 31	42	60	70.0

W- 18 L-5 870 976 1306 74.7

**7.Amy Francis-OH**

OPPONENT	SCORE	R	SP	%
1.Carol A Peterson	40/ 37	27	50	54.0
2.Connie Symank	40/ 14	38	48	79.2
3.Renee Cowan	40/ 34	43	66	65.2
4.Sheryll Card	42/ 18	22	32	68.8
5.Jane Jordan	20/ 40	32	54	59.3
6.Patricia Ingraham	42/ 19	24	36	66.7
7.Becky Kemper	42/5	29	40	72.5
8.Deborah Halvorson	42/ 27	47	66	71.2
9.Elyse Brunelle	42/ 14	32	44	72.7
10.Jennifer Speakman	41/ 15	35	42	83.3
11.Pam Henderson	34/ 43	36	62	58.1
12.Rivers Prewette	43/ 39	58	80	72.5
13.Tamara Burke	6/ 40	18	34	52.9
14.Sue Snyder	7/ 40	15	32	46.9
15.Connie Filley	42/ 39	55	80	68.8
16.Joan Elmore	27/ 42	62	78	79.5
17.Sylvianne Moisan	2/ 40	33	52	63.5
18.Judy Curtiss	36/ 41	47	66	71.2
19.Sheila Shepard	40/ 22	53	66	80.3
20.Amy Hall	40/ 15	35	44	79.5
21.Gert Wilcziek	23/ 40	34	50	68.0
22.Deborah Michaud	41/8	34	40	85.0
23.Marion Thomsen	40/ 23	56	70	80.0

W- 15 L-8 772 865 1232 70.2

**4.Tamara Burke-WV**

OPPONENT	SCORE	R	SP	%
1.Sheryll Card	40/ 14	24	36	66.7
2.Jane Jordan	42/ 24	53	68	77.9
3.Patricia Ingraham	42/ 12	29	44	65.9
4.Carol A Peterson	40/7	24	30	80.0
5.Connie Symank	40/ 12	42	50	84.0
6.Renee Cowan	25/ 40	47	74	63.5
7.Jennifer Speakman	40/ 18	32	40	80.0
8.Pam Henderson	41/ 33	47	64	73.4
9.Rivers Prewette	41/ 31	46	64	71.9
10.Becky Kemper	40/ 32	63	82	76.8
11.Deborah Halvorson	41/ 19	45	56	80.4
12.Elyse Brunelle	42/ 24	48	66	72.7
13.Amy Francis	40/6	29	34	85.3
14.Marion Thomsen	42/ 21	38	52	73.1
15.Amy Hall	7/ 40	14	32	43.8
16.Deborah Michaud	41/8	44	52	84.6
17.Sheila Shepard	41/ 13	29	40	72.5
18.Gert Wilcziek	40/7	29	40	72.5
19.Connie Filley	29/ 41	63	80	78.8
20.Sylvianne Moisan	27/ 40	48	70	68.6
21.Judy Curtiss	40/ 20	54	66	81.8
22.Joan Elmore	41/ 27	41	56	73.2
23.Sue Snyder	42/ 38	57	80	71.3

W- 19 L-4 864 946 1276 74.1

**6.Connie Filley-ND**

OPPONENT	SCORE	R	SP	%
1.Rivers Prewette	41/ 17	42	54	77.8
2.Becky Kemper	41/6	26	32	81.3
3.Deborah Halvorson	41/ 18	28	40	70.0
4.Elyse Brunelle	45/ 28	53	66	80.3
5.Jennifer Speakman	42/ 16	39	46	84.8
6.Pam Henderson	40/ 34	44	60	73.3
7.Patricia Ingraham	44/7	34	42	81.0
8.Carol A Peterson	40/4	28	34	82.4
9.Connie Symank	42/9	31	38	81.6
10.Renee Cowan	43/ 20	40	52	76.9
11.Sheryll Card	40/ 19	27	38	71.1
12.Jane Jordan	41/ 14	64	76	84.2
13.Sheila Shepard	40/ 24	61	72	84.7
14.Gert Wilcziek	45/ 13	51	60	85.0
15.Amy Francis	39/ 42	54	80	67.5
16.Marion Thomsen	38/ 40	55	76	72.4
17.Amy Hall	42/ 20	47	66	71.2
18.Deborah Michaud	40/ 13	44	56	78.6
19.Tamara Burke	41/ 29	67	80	83.8
20.Sue Snyder	28/ 40	43	58	74.1
21.Joan Elmore	21/ 40	52	66	78.8
22.Sylvianne Moisan	15/ 40	29	44	65.9
23.Judy Curtiss	31/ 41	38	60	63.3

W- 17 L-6 880 997 1296 76.9

**8.Jane Jordan-SC**

OPPONENT	SCORE	R	SP	%
1.Sue Snyder	42/ 23	41	56	73.2
2.Tamara Burke	24/ 42	47	68	69.1
3.Judy Curtiss	42/ 19	30	42	71.4
4.Sylvianne Moisan	29/ 40	56	76	73.7
5.Amy Francis	40/ 20	39	54	72.2
6.Joan Elmore	13/ 42	34	50	68.0
7.Sheila Shepard	29/ 41	37	58	63.8
8.Marion Thomsen	42/ 38	43	66	65.2
9.Amy Hall	41/ 32	67	86	77.9
10.Deborah Michaud	42/ 28	40	58	69.0
11.Gert Wilcziek	20/ 41	34	54	63.0
12.Connie Filley	14/ 41	54	76	71.1
13.Patricia Ingraham	41/ 28	33	56	58.9
14.Connie Symank	41/ 31	35	62	56.5
15.Renee Cowan	42/ 28	29	46	63.0
16.Deborah Halvorson	40/ 23	47	64	73.4
17.Jennifer Speakman	41/ 18	59	70	84.3
18.Carol A Peterson	41/ 18	35	56	62.5
19.Sheryll Card	20/ 42	31	50	62.0
20.Becky Kemper	40/ 34	53	80	66.3
21.Rivers Prewette	41/ 36	36	60	60.0
22.Pam Henderson	43/ 31	48	68	70.6
23.Elyse Brunelle	30/ 42	34	52	65.4

W- 15 L-8 798 962 1408 68.3

**9. Marion Thomsen-NE**

OPPONENT	SCORE	R	SP	%
1. Jennifer Speakman	41/ 13	32	46	69.6
2. Pam Henderson	43/9	24	34	70.6
3. Rivers Prewette	40/ 16	23	34	67.6
4. Becky Kemper	41/ 12	36	44	81.8
5. Deborah Halvorson	41/ 27	49	66	74.2
6. Elyse Brunelle	39/ 42	55	80	68.8
7. Sheryll Card	41/ 27	44	60	73.3
8. Jane Jordan	38/ 42	42	66	63.6
9. Patricia Ingraham	40/ 12	33	48	68.8
10. Carol A Peterson	41/ 11	31	42	73.8
11. Connie Symank	43/ 17	29	40	72.5
12. Renee Cowan	40/ 29	38	64	59.4
13. Judy Curtiss	27/ 40	30	46	65.2
14. Tamara Burke	21/ 42	31	52	59.6
15. Sue Snyder	39/ 41	53	72	73.6
16. Connie Filley	40/ 38	55	76	72.4
17. Joan Elmore	26/ 42	54	74	73.0
18. Sylvianne Moisan	18/ 40	40	54	74.1
19. Amy Hall	44/ 28	42	62	67.7
20. Deborah Michaud	40/ 26	48	64	75.0
21. Sheila Shepard	30/ 40	29	48	60.4
22. Gert Wilcziek	40/ 28	63	86	73.3
23. Amy Francis	23/ 40	51	70	72.9

W- 14 L-9 836 932 1328 70.2

**11. Elyse Brunelle-BC**

OPPONENT	SCORE	R	SP	%
1. Amy Hall	23/ 42	27	48	56.3
2. Deborah Michaud	42/ 20	47	68	69.1
3. Gert Wilcziek	23/ 41	48	70	68.6
4. Connie Filley	28/ 45	48	66	72.7
5. Sheila Shepard	41/7	36	42	85.7
6. Marion Thomsen	42/ 39	54	80	67.5
7. Judy Curtiss	26/ 42	46	70	65.7
8. Sylvianne Moisan	30/ 41	60	76	78.9
9. Amy Francis	14/ 42	23	44	52.3
10. Joan Elmore	19/ 44	41	64	64.1
11. Sue Snyder	7/ 42	27	46	58.7
12. Tamara Burke	24/ 42	43	66	65.2
13. Connie Symank	39/ 42	55	76	72.4
14. Renee Cowan	42/ 38	32	56	57.1
15. Deborah Halvorson	27/ 40	33	52	63.5
16. Jennifer Speakman	42/1	36	40	90.0
17. Carol A Peterson	41/ 34	46	70	65.7
18. Patricia Ingraham	40/ 33	39	60	65.0
19. Rivers Prewette	13/ 44	21	40	52.5
20. Sheryll Card	40/ 18	30	42	71.4
21. Pam Henderson	43/ 27	34	48	70.8
22. Becky Kemper	35/ 41	36	56	64.3
23. Jane Jordan	42/ 30	36	52	69.2

W- 10 L- 13 723 898 1332 67.4

**13. Sheila Shepard-CO**

OPPONENT	SCORE	R	SP	%
1. Pam Henderson	41/ 20	43	54	79.6
2. Rivers Prewette	31/ 45	39	66	59.1
3. Becky Kemper	31/ 40	27	50	54.0
4. Deborah Halvorson	42/ 27	33	50	66.0
5. Elyse Brunelle	7/ 41	25	42	59.5
6. Jennifer Speakman	42/ 32	57	76	75.0
7. Jane Jordan	41/ 29	41	58	70.7
8. Patricia Ingraham	43/ 20	29	46	63.0
9. Carol A Peterson	44/7	22	30	73.3
10. Connie Symank	45/9	22	34	64.7
11. Renee Cowan	40/ 27	36	56	64.3
12. Sheryll Card	37/ 41	41	64	64.1
13. Connie Filley	24/ 40	55	72	76.4
14. Joan Elmore	13/ 44	27	52	51.9
15. Sylvianne Moisan	42/ 31	43	58	74.1
16. Judy Curtiss	28/ 44	37	54	68.5
17. Tamara Burke	13/ 41	21	40	52.5
18. Sue Snyder	6/ 42	21	38	55.3
19. Amy Francis	22/ 40	46	66	69.7
20. Gert Wilcziek	31/ 40	47	70	67.1
21. Marion Thomsen	40/ 30	31	48	64.6
22. Amy Hall	34/ 41	33	54	61.1
23. Deborah Michaud	8/ 40	12	30	40.0

W- 10 L- 13 705 788 1208 65.2

**10. Gert Wilcziek-WI**

OPPONENT	SCORE	R	SP	%
1. Becky Kempe	43/ 16	27	40	67.5
2. Deborah Halvorson	42/ 12	25	40	62.5
3. Elyse Brunelle	41/ 23	53	70	75.7
4. Jennifer Speakman	30/ 41	49	70	70.0
5. Pam Henderson	28/ 40	38	58	65.5
6. Rivers Prewette	41/ 33	57	76	75.0
7. Carol A Peterson	42/8	24	34	70.6
8. Connie Symank	40/ 39	44	74	59.5
9. Renee Cowan	42/ 22	45	58	77.6
10. Sheryll Card	42/9	23	30	76.7
11. Jane Jordan	41/ 20	41	54	75.9
12. Patricia Ingraham	38/ 42	39	64	60.9
13. Sue Snyder	23/ 42	35	56	62.5
14. Connie Filley	13/ 45	41	60	68.3
15. Joan Elmore	12/ 40	29	44	65.9
16. Sylvianne Moisan	9/ 40	25	40	62.5
17. Judy Curtiss	40/ 31	42	58	72.4
18. Tamara Burke	7/ 40	19	40	47.5
19. Deborah Michaud	42/ 38	40	62	64.5
20. Sheila Shepard	40/ 31	49	70	70.0
21. Amy Francis	40/ 23	40	50	80.0
22. Marion Thomsen	28/ 40	61	86	70.9
23. Amy Hall	43/ 19	41	56	73.2

W- 14 L-9 767 887 1290 68.8

**12. Amy Hall-VA**

OPPONENT	SCORE	R	SP	%
1. Elyse Brunelle	42/ 23	33	48	68.8
2. Jennifer Speakman	45/ 23	38	54	70.4
3. Pam Henderson	40/ 27	42	56	75.0
4. Rivers Prewette	41/ 15	31	58	53.4
5. Becky Kemper	13/ 42	23	42	54.8
6. Deborah Halvorson	41/ 14	38	56	67.9
7. Renee Cowan	40/ 35	39	60	65.0
8. Sheryll Card	36/ 40	28	46	60.9
9. Jane Jordan	32/ 41	65	86	75.6
10. Patricia Ingraham	40/ 19	35	48	72.9
11. Carol A Peterson	39/ 41	25	52	48.1
12. Connie Symank	5/ 19	8	18	44.4
13. Sylvianne Moisan	24/ 41	33	48	68.8
14. Judy Curtiss	19/ 41	34	54	63.0
15. Tamara Burke	40/7	24	32	75.0
16. Sue Snyder	32/ 41	44	66	66.7
17. Connie Filley	20/ 42	42	66	63.6
18. Joan Elmore	14/ 41	44	62	71.0
19. Marion Thomsen	28/ 44	37	62	59.7
20. Amy Francis	15/ 40	27	44	61.4
21. Deborah Michaud	41/ 34	44	62	71.0
22. Sheila Shepard	41/ 34	36	54	66.7
23. Gert Wilcziek	19/ 43	33	56	58.9

W- 10 L- 13 707 803 1230 65.3

**14. Becky Kemper-KY**

OPPONENT	SCORE	R	SP	%
1. Gert Wilcziek	16/ 43	19	40	47.5
2. Connie Filley	6/ 41	15	32	46.9
3. Sheila Shepard	40/ 31	30	50	60.0
4. Marion Thomsen	12/ 41	27	44	61.4
5. Amy Hall	42/ 13	31	42	73.8
6. Deborah Michaud	32/ 45	44	72	61.1
7. Amy Francis	5/ 42	17	40	42.5
8. Joan Elmore	3/ 42	25	42	59.5
9. Sue Snyder	17/ 42	32	48	66.7
10. Tamara Burke	32/ 40	59	82	72.0
11. Judy Curtiss	22/ 41	45	66	68.2
12. Sylvianne Moisan	21/ 42	44	60	73.3
13. Jennifer Speakman	24/ 40	36	56	64.3
14. Carol A Peterson	40/ 25	42	68	61.8
15. Patricia Ingraham	40/ 25	35	58	60.3
16. Connie Symank	43/ 28	48	68	70.6
17. Renee Cowan	42/ 33	53	78	67.9
18. Deborah Halvorson	42/ 22	39	54	72.2
19. Pam Henderson	22/ 41	30	50	60.0
20. Jane Jordan	34/ 40	53	80	66.3
21. Sheryll Card	40/ 34	52	76	68.4
22. Elyse Brunelle	41/ 35	38	56	67.9
23. Rivers Prewette	43/ 17	46	58	79.3

W- 10 L- 13 659 860 1320 65.2

**15. Deborah Michaud-MA**

OPPONENT	SCORE	R	SP	%
1. Deborah Halvorson	16/ 42	31	58	53.4
2. Elyse Brunelle	20/ 42	40	68	58.8
3. Jennifer Speakman	41/ 35	45	66	68.2
4. Pam Henderson	42/ 21	31	44	70.5
5. Rivers Prewette	42/ 26	43	62	69.4
6. Becky Kemper	45/ 32	48	72	66.7
7. Connie Symank	42/ 22	37	60	61.7
8. Renee Cowan	40/ 19	32	44	72.7
9. Sheryll Card	40/ 24	39	54	72.2
10. Jane Jordan	28/ 42	35	58	60.3
11. Patricia Ingraham	41/ 9	26	32	81.3
12. Carol A Peterson	39/ 40	53	80	66.3
13. Joan Elmore	3/ 40	18	32	56.3
14. Sylvianne Moisan	19/ 40	37	60	61.7
15. Judy Curtiss	25/ 40	46	64	71.9
16. Tamara Burke	8/ 41	33	52	63.5
17. Sue Snyder	25/ 40	34	54	63.0
18. Connie Filley	13/ 40	37	56	66.1
19. Gert Wilcziek	38/ 42	39	62	62.9
20. Marion Thomsen	26/ 40	44	64	68.8
21. Amy Hall	34/ 41	41	62	66.1
22. Amy Francis	8/ 41	23	40	57.5
23. Sheila Shepard	40/ 8	23	30	76.7

W-9 L- 14 675 835 1274 65.5

**17. Jennifer Speakman-CO**

OPPONENT	SCORE	R	SP	%
1. Marion Thomsen	13/ 41	23	46	50.0
2. Amy Hall	23/ 45	30	54	55.6
3. Deborah Michaud	35/ 41	43	66	65.2
4. Gert Wilcziek	41/ 30	52	70	74.3
5. Connie Filley	16/ 42	30	46	65.2
6. Sheila Shepard	32/ 42	55	76	72.4
7. Tamara Burke	18/ 40	25	40	62.5
8. Judy Curtiss	31/ 42	31	48	64.6
9. Sylvianne Moisan	8/ 45	38	56	67.9
10. Amy Francis	15/ 41	27	42	64.3
11. Joan Elmore	3/ 41	15	30	50.0
12. Sue Snyder	7/ 41	16	34	47.1
13. Becky Kemper	40/ 24	41	56	73.2
14. Rivers Prewette	40/ 38	39	62	62.9
15. Pam Henderson	39/ 43	35	60	58.3
16. Elyse Brunelle	1/ 42	23	40	57.5
17. Jane Jordan	18/ 41	51	70	72.9
18. Sheryll Card	44/ 27	41	58	70.7
19. Renee Cowan	42/ 19	31	50	62.0
20. Patricia Ingraham	43/ 33	33	52	63.5
21. Deborah Halvorson	42/ 24	37	50	74.0
22. Connie Symank	41/ 34	43	66	65.2
23. Carol A Peterson	42/ 36	37	60	61.7

W-9 L- 14 634 796 1232 64.6

**19. Sheryll Card-MI**

OPPONENT	SCORE	R	SP	%
1. Tamara Burke	14/ 40	15	36	41.7
2. Judy Curtiss	1/ 41	8	24	33.3
3. Sylvianne Moisan	1/ 44	10	28	35.7
4. Amy Francis	18/ 42	14	32	43.8
5. Joan Elmore	3/ 41	12	28	42.9
6. Sue Snyder	3/ 42	7	22	31.8
7. Marion Thomsen	27/ 41	39	60	65.0
8. Amy Hall	40/ 36	29	46	63.0
9. Deborah Michaud	24/ 40	34	54	63.0
10. Gert Wilcziek	9/ 42	11	30	36.7
11. Connie Filley	19/ 40	20	38	52.6
12. Sheila Shepard	41/ 37	43	64	67.2
13. Carol A Peterson	26/ 42	31	54	57.4
14. Patricia Ingraham	42/ 14	31	46	67.4
15. Connie Symank	40/ 34	42	66	63.6
16. Renee Cowan	40/ 29	37	58	63.8
17. Deborah Halvorson	34/ 40	38	64	59.4
18. Jennifer Speakman	27/ 44	35	58	60.3
19. Jane Jordan	42/ 20	38	50	76.0
20. Elyse Brunelle	18/ 40	22	42	52.4
21. Becky Kemper	34/ 40	49	76	64.5
22. Rivers Prewette	33/ 45	45	64	70.3
23. Pam Henderson	42/ 19	30	42	71.4

W-7 L- 16 578 640 1082 59.1

**16. Rivers Prewette-NC**

OPPONENT	SCORE	R	SP	%
1. Connie Filley	17/ 41	34	54	63.0
2. Sheila Shepard	45/ 31	44	66	66.7
3. Marion Thomsen	16/ 40	16	34	47.1
4. Amy Hall	15/ 41	24	58	41.4
5. Deborah Michaud	26/ 42	38	62	61.3
6. Gert Wilcziek	33/ 41	55	76	72.4
7. Joan Elmore	6/ 41	12	28	42.9
8. Sue Snyder	24/ 41	31	54	57.4
9. Tamara Burke	31/ 41	42	64	65.6
10. Judy Curtiss	41/ 33	49	66	74.2
11. Sylvianne Moisan	19/ 41	43	62	69.4
12. Amy Francis	39/ 43	57	80	71.3
13. Deborah Halvorson	34/ 41	35	64	54.7
14. Jennifer Speakman	38/ 40	39	62	62.9
15. Carol A Peterson	41/ 34	41	58	70.7
16. Patricia Ingraham 4	2/ 11	31	40	77.5
17. Connie Symank	40/ 11	33	42	78.6
18. Renee Cowan	40/ 32	46	62	74.2
19. Elyse Brunelle	44/ 13	31	40	77.5
20. Pam Henderson	42/ 23	36	50	72.0
21. Jane Jordan	36/ 41	32	60	53.3
22. Sheryll Card	45/ 33	47	64	73.4
23. Becky Kemper	17/ 43	37	58	63.8

W-9 L- 14 731 853 1304 65.4

**18. Deborah Halvorson-WI**

OPPONENT	SCORE	R	SP	%
1. Deborah Michaud	42/ 16	40	58	69.0
2. Gert Wilcziek	12/ 42	17	40	42.5
3. Connie Filley	18/ 41	22	40	55.0
4. Sheila Shepard	27/ 42	28	50	56.0
5. Marion Thomsen	27/ 41	45	66	68.2
6. Amy Hall	14/ 41	28	56	50.0
7. Sylvianne Moisan	7/ 42	29	48	60.4
8. Amy Francis	27/ 42	41	66	62.1
9. Joan Elmore	13/ 40	47	62	75.8
10. Sue Snyder	13/ 40	23	40	57.5
11. Tamara Burke	19/ 41	37	56	66.1
12. Judy Curtiss	28/ 41	35	52	67.3
13. Rivers Prewette	41/ 34	36	64	56.3
14. Pam Henderson	27/ 44	35	56	62.5
15. Elyse Brunelle	40/ 27	38	52	73.1
16. Jane Jordan	23/ 40	41	64	64.1
17. Sheryll Card	40/ 34	39	64	60.9
18. Becky Kemper	22/ 42	34	54	63.0
19. Connie Symank	40/ 22	26	42	61.9
20. Renee Cowan	42/ 32	38	58	65.5
21. Jennifer Speakman	24/ 42	30	50	60.0
22. Carol A Peterson	41/ 26	31	50	62.0
23. Patricia Ingraham	45/ 6	28	40	70.0

W-8 L- 15 632 768 1228 62.5

**20. Pam Henderson-MO**

OPPONENT	SCORE	R	SP	%
1. Sheila Shepard	20/ 41	36	54	66.7
2. Marion Thomsen	9/ 43	14	34	41.2
3. Amy Hall	27/ 40	39	56	69.6
4. Deborah Michaud	21/ 42	25	44	56.8
5. Gert Wilcziek	40/ 28	41	58	70.7
6. Connie Filley	34/ 40	42	60	70.0
7. Sue Snyder	19/ 41	31	48	64.6
8. Tamara Burke	33/ 41	44	64	68.8
9. Judy Curtiss	17/ 42	27	44	61.4
10. Sylvianne Moisan	24/ 42	57	74	77.0
11. Amy Francis	43/ 34	38	62	61.3
12. Joan Elmore	8/ 40	23	40	57.5
13. Renee Cowan	39/ 40	30	62	48.4
14. Deborah Halvorson	44/ 27	41	56	73.2
15. Jennifer Speakman	43/ 39	38	60	63.3
16. Carol A Peterson	28/ 40	31	56	55.4
17. Patricia Ingraham	43/ 11	25	34	73.5
18. Connie Symank	34/ 42	40	64	62.5
19. Becky Kemper	41/ 22	36	50	72.0
20. Rivers Prewette	23/ 42	30	50	60.0
21. Elyse Brunelle	27/ 43	28	48	58.3
22. Jane Jordan	31/ 43	43	68	63.2
23. Sheryll Card	19/ 42	21	42	50.0

W-6 L- 17 667 780 1228 63.5

**21. Connie Symank-TX**

OPPONENT	SCORE	R	SP	%
1. Sylvianne Moisan	12/ 40	30	48	62.5
2. Amy Francis	14/ 40	29	48	60.4
3. Joan Elmore	21/ 40	28	44	63.6
4. Sue Snyder	15/ 42	27	42	64.3
5. Tamara Burke	12/ 40	33	50	66.0
6. Judy Curtiss	14/ 42	24	48	50.0
7. Deborah Michaud	22/ 42	31	60	51.7
8. Gert Wilcziek	39/ 40	46	74	62.2
9. Connie Filley	9/ 42	21	38	55.3
10. Sheila Shepard	9/ 45	12	34	35.3
11. Marion Thomsen	17/ 43	21	40	52.5
12. Amy Hall	19/ 5	13	18	72.2
13. Elyse Brunelle	42/ 39	54	76	71.1
14. Jane Jordan	31/ 41	32	62	51.6
15. Sheryll Card	34/ 40	39	66	59.1
16. Becky Kemper	28/ 43	44	68	64.7
17. Rivers Prewette	11/ 40	23	42	54.8
18. Pam Henderson	42/ 34	42	64	65.6
19. Deborah Halvorson	22/ 40	21	42	50.0
20. Carol A Peterson	42/ 26	32	58	55.2
21. Patricia Ingraham	40/ 27	36	64	56.3
22. Jennifer Speakman	34/ 41	42	66	63.6
23. Renee Cowan	42/ 17	34	52	65.4

W-6 L- 17 571 714 1204 59.3

**23. Renee Cowan-VA**

OPPONENT	SCORE	R	SP	%
1. Judy Curtiss	14/ 44	27	50	54.0
2. Sylvianne Moisan	2/ 42	20	40	50.0
3. Amy Francis	34/ 40	41	66	62.1
4. Joan Elmore	12/ 40	28	44	63.6
5. Sue Snyder	17/ 40	22	40	55.0
6. Tamara Burke	40/ 25	51	74	68.9
7. Amy Hall	35/ 40	38	60	63.3
8. Deborah Michaud	19/ 40	26	44	59.1
9. Gert Wilcziek	22/ 42	39	58	67.2
10. Connie Filley	20/ 43	33	52	63.5
11. Sheila Shepard	27/ 40	30	56	53.6
12. Marion Thomsen	29/ 40	35	64	54.7
13. Pam Henderson	40/ 39	32	62	51.6
14. Elyse Brunelle	38/ 42	32	56	57.1
15. Jane Jordan	28/ 42	25	46	54.3
16. Sheryll Card	29/ 40	32	58	55.2
17. Becky Kemper	33/ 42	52	78	66.7
18. Rivers Prewette	32/ 40	43	62	69.4
19. Jennifer Speakman	19/ 42	25	50	50.0
20. Deborah Halvorson	32/ 42	34	58	58.6
21. Carol A Peterson	39/ 42	40	78	51.3
22. Patricia Ingraham	28/ 40	32	60	53.3
23. Connie Symank	17/ 42	27	52	51.9

W-2 L- 21 606 764 1308 58.4

**22. Carol A Peterson-ND**

OPPONENT	SCORE	R	SP	%
1. Amy Francis	37/ 40	26	50	52.0
2. Joan Elmore	1/ 42	15	32	46.9
3. Sue Snyder	3/ 45	12	32	37.5
4. Tamara Burke	7/ 40	13	30	43.3
5. Judy Curtiss	14/ 40	20	40	50.0
6. Sylvianne Moisan	6/ 42	20	34	58.8
7. Gert Wilcziek	8/ 42	14	34	41.2
8. Connie Filley	4/ 40	17	34	50.0
9. Sheila Shepard	7/ 44	10	30	33.3
10. Marion Thomsen	11/ 41	21	42	50.0
11. Amy Hall	41/ 39	25	52	48.1
12. Deborah Michaud	40/ 39	52	80	65.0
13. Sheryll Card	42/ 26	36	54	66.7
14. Becky Kemper	25/ 40	37	68	54.4
15. Rivers Prewette	34/ 41	38	58	65.5
16. Pam Henderson	40/ 28	35	56	62.5
17. Elyse Brunelle	34/ 41	46	70	65.7
18. Jane Jordan	18/ 41	30	56	53.6
19. Patricia Ingraham	45/ 38	39	72	54.2
20. Connie Symank	26/ 42	27	58	46.6
21. Renee Cowan	42/ 39	41	78	52.6
22. Deborah Halvorson	26/ 41	27	50	54.0
23. Jennifer Speakman	36/ 42	37	60	61.7

W-6 L- 17 547 638 1170 54.5

**24. Patricia Ingraham-MI**

OPPONENT	SCORE	R	SP	%
1. Joan Elmore	9/ 40	23	42	54.8
2. Sue Snyder	8/ 44	10	32	31.3
3. Tamara Burke	12/ 42	20	44	45.5
4. Judy Curtiss	9/ 43	15	32	46.9
5. Sylvianne Moisan	1/ 40	9	24	37.5
6. Amy Francis	19/ 42	17	36	47.2
7. Connie Filley	7/ 44	22	42	52.4
8. Sheila Shepard	20/ 43	22	46	47.8
9. Marion Thomsen	12/ 40	24	48	50.0
10. Amy Hall	19/ 40	28	48	58.3
11. Deborah Michaud	9/ 41	16	32	50.0
12. Gert Wilcziek	42/ 38	40	64	62.5
13. Jane Jordan	28/ 41	29	56	51.8
14. Sheryll Card	14/ 42	22	46	47.8
15. Becky Kemper	25/ 40	28	58	48.3
16. Rivers Prewette	11/ 42	21	40	52.5
17. Pam Henderson	11/ 43	14	34	41.2
18. Elyse Brunelle	33/ 40	38	60	63.3
19. Carol A Peterson	38/ 45	33	72	45.8
20. Jennifer Speakman	33/ 43	30	52	57.7
21. Connie Symank	27/ 40	30	64	46.9
22. Renee Cowan	40/ 28	35	60	58.3
23. Deborah Halvorson	6/ 45	16	40	40.0

W-2 L- 21 433 542 1072 50.6

**WOMENS DIVISION A FINALS 2004 WORLD**

1. Angeline * Moisan	PQ	12	1	389	520	74.81
2. Deborah Michaud	MA	9	4	364	520	70.00
3. Amy Hall	VA	9	4	357	520	68.65
4. Mary Ann * Peninger	KS	8	5	346	520	66.54
5. Jennifer Speakman	CO	8	5	335	520	64.42
6. Becky Kemper	KY	8	5	322	520	61.92
7. Pam Henderson	MO	7	6	339	520	65.19
8. Rivers Prewette	NC	7	6	321	520	61.73
9. Elyse Brunelle	BC	6	7	328	520	63.08
10. Jane Jordan	SC	6	7	314	520	60.38
11. Linda Hoelscher	CA	4	9	289	520	55.58
12. Renee Cowan	VA	3.5	9.5	312	520	60.00
13. Rosalie * Judy	WV	2	11	282	520	54.23
14. Sharon * Paddock	CA	1.5	11.5	295	520	56.73



### WOMENS DIVISION B FINALS 2004 WORLD

1. Marion Thomsen	NE	15	0	408	600	68.00
2. Sheila Shepard	CO	12	3	392	600	65.33
3. Lucille * Leis	ON	11.5	3.5	373	600	62.17
4. Deborah Halverson	WI	10	5	374	600	62.33
5. Carolyn Coyle	IN	9.5	5.5	346	600	57.67
6. Edi * Holland	MN	9	6	345	600	57.50
7. Kim Stockli	CA	8	7	334	600	55.67
8. LaVerne * Fenlon	MI	8	7	292	600	48.67
9. Patricia Strain	LA	7	8	288	600	48.00
10. Edie * McKinney	WI	6	9	308	600	51.33
11. Elizabeth Furner	MO	6	9	301	600	50.17
12. Carolyn Webb	MO	5	10	290	600	48.33
13. Karen Drury	AK	5	10	288	600	48.00
14. Jenny D * Morris	IN	5	10	286	600	47.67
15. Audra * Craven	MO	2	13	219	600	36.50
16. Dee Callicoatte	TX	1	14	242	600	40.33



### WOMENS DIVISION C FINALS 2004 WORLD

1. Tina Samora	ID	13	3	329	640	51.41
2. Carol Martin	IL	12	4	325	640	50.78
3. Carol A Peterson	ND	11	4	344	600	57.33
4. Ruth * Hudson	MO	10	5	342	600	57.00
5. Patricia Ingraham	MI	10	5	339	600	56.50
6. Sheryll Card	MI	9	6	361	600	60.17
7. Suzanne Helene	WI	8.5	6.5	317	600	52.83
8. Tina Hawkins	OK	8	7	300	600	50.00
9. OraLee Jeardoe	KS	8	7	279	600	46.50
10. Carol Sperber	WA	7.5	7.5	292	600	48.67
11. Sharon * Patterson	CA	7	8	281	600	46.83
12. Heather * Morrison	ON	6	9	282	600	47.00
13. Mary Beeson	MO	5	10	259	600	43.17
14. Jane Haufschild	SD	4	11	294	600	49.00
15. Roena Branson	MO	2	13	236	600	39.33



### WOMENS DIVISION D FINALS 2004 WORLD

1. Connie Symank	TX	14	1	356	600	59.33
2. Dale LaValley	NH	11	4	313	600	52.17
3. Carolyn Lloyd	NC	11	4	273	600	45.50
4. Marlys Timm	MN	11	4	266	600	44.33
5. Teri Hanson	NE	10	5	309	600	51.50
6. Ida * Boschman	BC	10	5	278	600	46.33
7. Joanne Nanninga	AB	9.5	5.5	306	600	51.00
8. Regina Hawes	FL	9	6	284	600	47.33
9. Donna Dodson	OH	6.5	8.5	207	600	34.50
10. Terry Beagle	MI	6	9	278	600	46.33
11. Shelly Ryder	CA	6	9	244	600	40.67
12. Cleo * Wardle	UT	5	10	201	600	33.50
13. Patricia McBratney	ON	4	11	169	400	42.25
14. Mary * Denzin	MN	4	11	200	600	33.33
15. Dot * Colling	CA	2	13	130	400	32.50
16. Jane Smith	WI	1	14	125	400	31.25



### WOMENS DIVISION E FINALS 2004 WORLD

1. Marlene Cooper	OH	13.5	1.5	320	600	53.33
2. Helen Laumbach	NM	12	3	306	600	51.00
3. Jan Knaub	CO	11	4	259	600	43.17
4. June Yohn	IL	10	5	268	600	44.67
5. Hazel Heistad	AB	10	5	252	600	42.00
6. Jenifer Bunker	UT	9	6	255	600	42.50
7. Stacy Sanders	OH	8.5	6.5	265	600	44.17
8. Rhonda Kimbrel	AR	8	7	267	600	44.50
9. Elaine * Troullier	WI	7.5	7.5	241	600	40.17
10. Kimberly Kanas	TX	7	8	234	600	39.00
11. Sally Grooms	NE	7	8	226	600	37.67
12. Elaine Stern	BC	5.5	9.5	252	600	42.00
13. Joann * Jones	MO	4	11	204	600	34.00
14. Gail Kane	CA	3	12	203	600	33.83
15. Phyllis Quist	WA	2.5	12.5	185	600	30.83
16. Pauline McGrath	CA	1.5	13.5	207	600	34.50



### WOMENS DIVISION F FINALS 2004 WORLD

1. Bonnie Lewis	WA	11.5	3.5	247	600	41.17
2. Ree Cutright	MO	10	5	226	600	37.67
3. Linda Pickering	ID	10	5	217	600	36.17
4. Marilyn * Person	CO	10	5	200	600	33.33
5. Gloria * Smith	WI	10	5	195	600	32.50
6. Kathie Method	IN	9	6	215	600	35.83
7. Diane Dorler	NY	9	6	161	600	26.83
8. Suzanne Evans	MO	8	7	171	600	28.50
9. Ginger Cain	OK	7	8	208	600	34.67
10. Pearl Platero	NM	7	8	199	600	33.17
11. Diane Bottiger	CA	6.5	8.5	201	600	33.50
12. Lu * Cave	MN	5	10	212	600	35.33
13. Mary Trollope	KS	5	10	183	600	30.50
14. Marilyn McPherson	PA	5	10	166	600	27.67
15. Connie Reimer	IN	4	11	164	600	27.33
16. Dianne Shortridge	CA	3	12	143	600	23.83



### WOMENS DIVISION G FINALS 2004 WORLD

1. Kathy Warner	OR	13	2	209	600	34.83
2. Candace Tiger	OK	12.5	2.5	234	600	39.00
3. Elly * McCarn	WI	11	4	200	600	33.33
4. Teresa * Donar	WI	11	4	192	600	32.00
5. Aleta Jensen	ID	10	5	234	600	39.00
6. Jean * Van Dyken	MT	10	5	217	600	36.17
7. Carol Holmes	NE	9.5	5.5	213	600	35.50
8. Sharon Chiddister	IN	9	6	205	600	34.17
9. Joan * Douglas	PA	8	7	195	600	32.50
10. Marge * Snyder	CO	6	9	196	600	32.67
11. Kathy Poppleton	ID	6	9	181	600	30.17
12. Tina Press	IL	5	10	159	600	26.50
13. Carol Dammarell	WA	4	11	176	600	29.33
14. Jean * Covington	WA	4	11	148	600	24.67



### WOMENS DIVISION H FINALS 2004 WORLD

1. Babette Sparks	WA	12	2	184	560	32.86
2. Sharon Thompson	KS	11	3	198	560	35.36
3. Joyce Wilson	MO	10	3	157	520	30.19
4. Eunice Lease	NE	9	4	120	520	23.08
5. Karen Wickham	ID	7	6	134	520	25.77
6. Rose * Johnson	WA	6	7	145	520	27.88
7. Nanette Spangler	ID	6	7	135	520	25.96
8. Bernadine Kissel	ID	6	7	125	520	24.04
9. Carolyn F Slaughter	NY	6	7	118	520	22.69
10. Terry Baldry	ID	6	7	108	520	20.77
11. Gloria Callahan	CA	5	8	122	520	23.46
12. Nina Pearson	CO	5	8	93	520	17.88
13. Nancy * Wright	CO	2	10	40	160	25.00



### WOMENS DIVISION I FINALS 2004 WORLD

1. Kathy Murray	ID	14	1	215	600	35.83
2. Cheryl Ricks	OR	12	3	203	600	33.83
3. Deborah Routh	WY	11	4	162	600	27.00
4. Virginia * Manwill	ID	10	5	160	600	26.67
5. Thelma Trent	OK	8.5	6.5	107	600	17.83
6. Ruth Draayer	ID	7	8	155	600	25.83
7. Teri Opper	ID	7	8	145	600	24.17
8. Beverly Ann Thompson	ID	7	8	145	600	24.17
9. Mary * Figueira	CA	6.5	8.5	120	600	20.00
10. Dee McIntire	MO	6	9	162	600	27.00
11. Lorie Angel	NE	6	9	138	600	23.00
12. Mary * Ebey	WA	6	9	120	600	20.00
13. Lisa Nussbaum	WY	6	9	92	600	15.33
14. Michele Trader	ND	5	10	126	600	21.00
15. Mary Holley	AB	5	10	106	600	17.67
16. Patricia Sjogren	MN	3	12	129	600	21.50



### WOMENS DIVISION J FINALS 2004 WORLD

1. Janie Wilcox	ID	14	1	183	600	30.50
2. Carrie Dee Gardner	ID	13	2	144	600	24.00
3. Tina Raymond	UT	12	3	167	600	27.83
4. Lori * Harper	UT	12	3	121	600	20.17
5. Georgia Burke	OK	10.5	4.5	126	600	21.00
6. Susanna Lee	MD	10	5	133	600	22.17
7. Karen Lochridge	ID	8	7	97	600	16.17
8. Patricia Oakes	MN	7	8	100	600	16.67
9. Jade Bacus	ID	6	9	113	600	18.83
10. DaLinn Matlock	WY	6	9	105	600	17.50
11. Sara Angel	NE	5	10	86	600	14.33
12. Corinna Bullock	ID	5	10	83	600	13.83
13. Anne Medice	OK	3.5	11.5	84	600	14.00
14. Margaret Pineda	CO	3	12	81	600	13.50
15. Maralee Anderson	ID	3	12	70	600	11.67
16. Joleene Elich	CO	2	13	55	600	9.17



### WOMENS DIVISION K FINALS 2004 WORLD

1. Shirley Blake	SD	14	1	145	600	24.17
2. Lynda Willoughby	WY	13	2	112	600	18.67
3. Darla Wessel	ID	11	4	143	600	23.83
4. Pam Bishop	KS	10.5	4.5	118	600	19.67
5. Jacqueline Jones	CO	10	5	123	600	20.50
6. Teresa Iverson	ID	9	6	68	600	11.33
7. Nicole Saunders	CA	7.5	7.5	119	600	19.83
8. Carlana * Shove	ID	7.5	7.5	74	600	12.33
9. Tami Burt	ID	7	8	93	600	15.50
10. Shirley * Moser	ID	6	9	69	600	11.50
11. Nancy Cobbley	ID	5	10	80	600	13.33
12. Mary * Petersen	OR	5	10	67	600	11.17
13. Sandra Kelly	CA	4.5	10.5	79	600	13.17
14. Cheryl Andrea	MN	3.5	11.5	93	600	15.50
15. Diane Jeffords	CO	3.5	11.5	78	600	13.00
16. Debbie Carter	CA	3	12	69	600	11.50



### WOMENS DIVISION L FINALS 2004 WORLD

1. Debi J. Sorensen	ID	17	0	113	680	16.62
2. Cindy Bailey	CA	15	2	102	680	15.00
3. Miki Bendickson	ND	15	2	93	680	13.68
4. Janet Randall	ID	13	4	65	680	9.56
5. Rosita Park	ID	12	5	61	680	8.97
6. Connie * Dayley	ID	11	6	66	680	9.71
7. Char Burt	ID	9.5	7.5	70	680	10.29
8. Sheila Morrison	ID	8.5	8.5	40	680	5.88
9. Becky Putnam-rich	ID	8	9	67	680	9.85
10. Robin Scott	ID	8	9	31	680	4.56
11. Daphne Amend	ID	7	10	42	680	6.18
12. Teresa Waldron	ID	6.5	10.5	37	680	5.44
13. Joan Foster	ID	6	11	45	680	6.62
14. Elaine Perry	NV	5	12	48	680	7.06
15. Pat Raymond	UT	5	12	45	680	6.62
16. Irene Carlson	ID	4.5	12.5	39	680	5.74
17. Jackie Wells	ID	2	15	30	680	4.41
18. Margaret Dean	NE	0	17	4	480	0.83

# SENIOR WOMENS DIVISION CHAMPIONSHIP CLASS



## SENIOR LADIES DIVISION - CHAMPIONSHIP CLASS 2004 WORLD

1. Angeline Moisan	PQ	5	0	166	258	64.34
2. Mary Ann Peninger	KS	4	1	160	226	70.80
3. Lucille Leis	ON	3	2	148	236	62.71
4. Edi Holland	MN	2	3	136	252	53.97
5. Sharon Paddock	CA	1	4	156	262	59.54
6. Ruth Hudson	MO	0	5	95	214	44.39

## SENIOR LADIES DIVISION - CHAMPIONSHIP CLASS 2004 WORLD

### 1. Angeline Moisan-PQ

OPPONENT	SCORE	R	SP	%
1. Sharon Paddock	41/ 17	38	58	65.5
2. Ruth Hudson	42/ 8	26	38	68.4
3. Lucille Leis	41/ 29	37	54	68.5
4. Edi Holland	40/ 30	26	50	52.0
5. Mary Ann Peninger	42/ 26	39	58	67.2

W-5 L-0                      206    166    258    64.3

### 3. Lucille Leis-ON

OPPONENT	SCORE	R	SP	%
1. Edi Holland	41/ 28	32	48	66.7
2. Sharon Paddock	40/ 26	40	56	71.4
3. Angeline Moisan	29/ 41	33	54	61.1
4. Mary Ann Peninger	7/ 42	15	34	44.1
5. Ruth Hudson	45/ 26	28	44	63.6

W-3 L-2                      162    148    236    62.7

### 5. Sharon Paddock-CA

OPPONENT	SCORE	R	SP	%
1. Angeline Moisan	17/ 41	31	58	53.4
2. Lucille Leis	26/ 40	36	56	64.3
3. Mary Ann Peninger	20/ 40	31	48	64.6
4. Ruth Hudson	40/ 31	33	54	61.1
5. Edi Holland	32/ 40	25	46	54.3

W-1 L-4                      135    156    262    59.5

### 2. Mary Ann Peninger-KS

OPPONENT	SCORE	R	SP	%
1. Ruth Hudson	40/ 4	20	28	71.4
2. Edi Holland	42/ 20	40	58	69.0
3. Sharon Paddock	40/ 20	38	48	79.2
4. Lucille Leis	42/ 7	27	34	79.4
5. Angeline Moisan	26/ 42	35	58	60.3

W-4 L-1                      190    160    226    70.8

### 4. Edi Holland-MN

OPPONENT	SCORE	R	SP	%
1. Lucille Leis	28/ 41	28	48	58.3
2. Mary Ann Peninger	20/ 42	34	58	58.6
3. Ruth Hudson	40/ 27	24	50	48.0
4. Angeline Moisan	30/ 40	23	50	46.0
5. Sharon Paddock	40/ 32	27	46	58.7

W-2 L-3                      158    136    252    54.0


### 6. Ruth Hudson-MO

OPPONENT	SCORE	R	SP	%
1. Mary Ann Peninger	4/ 40	9	28	32.1
2. Angeline Moisan	8/ 42	16	38	42.1
3. Edi Holland	27/ 40	19	50	38.0
4. Sharon Paddock	31/ 40	29	54	53.7
5. Lucille Leis	26/ 45	22	44	50.0

W-0 L-5                      96    95    214    44.4



# JUNIOR BOYS DIVISION CHAMPIONSHIP CLASS



## JUNIOR BOYS DIVISION - CHAMPIONSHIP CLASS 2004 WORLD

1.Nick Preston	VT	10	1	520	676	76.92
2.Buddy Dyrda	BC	9	2	518	652	79.45
3.Tony White	PA	9	2	540	700	77.14
4.Drew Becker	ON	9	2	486	634	76.66
5.Matthew Korpela	MN	8	3	480	626	76.68
6.Lee Seibold	IN	6	5	444	634	70.03
7.John Perry	NY	5	6	391	570	68.60
8.Cody Preston	VT	4	7	429	638	67.24
9.Trevor Sipma	ND	2	9	305	530	57.55
10.Nolan Johnson	WI	2	9	254	462	54.98
11.Justin Sipma	ND	1	10	316	550	57.45
12.Joshua Carr	MI	1	10	233	456	51.10

## JUNIOR BOYS DIVISION - CHAMPIONSHIP CLASS 2004 WORLD

### 1.Nick Preston-VT

OPPONENT	SCORE	R	SP	%
1.Trevor Sipma	40/ 10	36	46	78.3
2.Nolan Johnson	42/ 10	21	30	70.0
3.John Perry	44/ 15	33	44	75.0
4.Lee Seibold	42/ 25	43	60	71.7
5.Joshua Carr	42/ 19	46	66	69.7
6.Justin Sipma	42/ 20	41	56	73.2
7.Tony White	41/ 27	66	78	84.6
8.Matthew Korpela	42/ 33	67	82	81.7
9.Drew Becker	40/ 31	67	82	81.7
10.Buddy Dyrda	30/ 40	59	78	75.6
11.Cody Preston	42/ 25	41	54	75.9

W- 10 L-1                      447                      520                      676                      76.9

### 2.Buddy Dyrda-BC

OPPONENT	SCORE	R	SP	%
1.Joshua Carr	40/3	25	28	89.3
2.Justin Sipma	40/3	31	38	81.6
3.Trevor Sipma	44/ 10	40	54	74.1
4.Nolan Johnson	45/7	36	42	85.7
5.John Perry	42/ 24	53	66	80.3
6.Lee Seibold	40/ 15	38	44	86.4
7.Cody Preston	45/ 33	71	86	82.6
8.Tony White	22/ 41	50	68	73.5
9.Matthew Korpela	39/ 40	72	94	76.6
10.Nick Preston	40/ 30	62	78	79.5
11.Drew Becker	42/ 24	40	54	74.1

W-9 L-2                                      439                      518                      652                      79.4

### 3.Tony White-PA

OPPONENT	SCORE	R	SP	%
1.John Perry	40/ 34	64	80	80.0
2.Lee Seibold	40/ 33	54	72	75.0
3.Joshua Carr	44/7	36	42	85.7
4.Justin Sipma	41/ 28	48	62	77.4
5.Trevor Sipma	42/ 28	42	58	72.4
6.Nolan Johnson	40/4	32	36	88.9
7.Nick Preston	27/ 41	62	78	79.5
8.Buddy Dyrda	41/ 22	56	68	82.4
9.Cody Preston	42/ 31	35	54	64.8
10.Drew Becker	36/ 42	56	76	73.7
11.Matthew Korpela	41/ 39	55	74	74.3

W-9 L-2                                      434                      540                      700                      77.1

### 4.Drew Becker-ON

OPPONENT	SCORE	R	SP	%
1.Justin Sipma	42/ 15	32	42	76.2
2.Trevor Sipma	40/4	19	26	73.1
3.Nolan Johnson	40/ 10	34	44	77.3
4.John Perry	40/ 23	52	66	78.8
5.Lee Seibold	40/ 20	57	68	83.8
6.Joshua Carr	41/4	25	32	78.1
7.Matthew Korpela	42/ 25	56	70	80.0
8.Cody Preston	40/ 34	54	74	73.0
9.Nick Preston	31/ 40	64	82	78.0
10.Tony White	42/ 36	57	76	75.0
11.Buddy Dyrda	24/ 42	36	54	66.7

W-9 L-2                                      422                      486                      634                      76.7

**5. Matthew Korpela-MN**

OPPONENT	SCORE	R	SP	%
1. Nolan Johnson	42/5	27	30	90.0
2. John Perry	40/10	22	28	78.6
3. Lee Seibold	42/25	40	52	76.9
4. Joshua Carr	43/12	22	32	68.8
5. Justin Sipma	40/18	52	66	78.8
6. Trevor Sipma	40/7	28	34	82.4
7. Drew Becker	25/42	51	70	72.9
8. Nick Preston	33/42	65	82	79.3
9. Buddy Dyrda	40/39	73	94	77.7
10. Cody Preston	41/31	45	64	70.3
11. Tony White	39/41	55	74	74.3

W-8 L-3                    425            480    626    76.7

**7. John Perry-NY**

OPPONENT	SCORE	R	SP	%
1. Tony White	34/40	62	80	77.5
2. Matthew Korpela	10/40	12	28	42.9
3. Nick Preston	15/44	23	44	52.3
4. Drew Becker	23/40	45	66	68.2
5. Buddy Dyrda	24/42	47	66	71.2
6. Cody Preston	40/33	38	54	70.4
7. Trevor Sipma	41/7	26	34	76.5
8. Joshua Carr	40/15	33	48	68.8
9. Nolan Johnson	41/16	38	52	73.1
10. Justin Sipma	41/0	34	42	81.0
11. Lee Seibold	28/41	33	56	58.9

W-5 L-6                    337            391    570    68.6

**9. Trevor Sipma-ND**

OPPONENT	SCORE	R	SP	%
1. Nick Preston	10/40	27	46	58.7
2. Drew Becker	4/40	8	26	30.8
3. Buddy Dyrda	10/44	31	54	57.4
4. Cody Preston	28/40	32	58	55.2
5. Tony White	28/42	38	58	65.5
6. Matthew Korpela	7/40	17	34	50.0
7. John Perry	7/41	15	34	44.1
8. Nolan Johnson	41/16	29	48	60.4
9. Lee Seibold	38/44	52	74	70.3
10. Joshua Carr	41/37	31	50	62.0
11. Justin Sipma	21/41	25	48	52.1

W-2 L-9                    235            305    530    57.5

**11. Justin Sipma-ND**

OPPONENT	SCORE	R	SP	%
1. Drew Becker	15/42	23	42	54.8
2. Buddy Dyrda	3/40	19	38	50.0
3. Cody Preston	35/43	24	50	48.0
4. Tony White	28/41	44	62	71.0
5. Matthew Korpela	18/40	45	66	68.2
6. Nick Preston	20/42	33	56	58.9
7. Nolan Johnson	6/40	10	28	35.7
8. Lee Seibold	21/42	36	62	58.1
9. Joshua Carr	37/41	28	56	50.0
10. John Perry	0/41	22	42	52.4
11. Trevor Sipma	41/21	32	48	66.7

W-1 L-10                    224            316    550    57.5

**6. Lee Seibold-IN**

OPPONENT	SCORE	R	SP	%
1. Cody Preston	40/16	45	54	83.3
2. Tony White	33/40	52	72	72.2
3. Matthew Korpela	25/42	35	52	67.3
4. Nick Preston	25/42	37	60	61.7
5. Drew Becker	20/40	50	68	73.5
6. Buddy Dyrda	15/40	30	44	68.2
7. Joshua Carr	40/17	29	38	76.3
8. Justin Sipma	42/21	44	62	71.0
9. Trevor Sipma	44/38	53	74	71.6
10. Nolan Johnson	40/28	33	54	61.1
11. John Perry	41/28	36	56	64.3

W-6 L-5                    365            444    634    70.0

**8. Cody Preston-VT**

OPPONENT	SCORE	R	SP	%
1. Lee Seibold	16/40	37	54	68.5
2. Joshua Carr	41/10	22	28	78.6
3. Justin Sipma	43/35	28	50	56.0
4. Trevor Sipma	40/28	34	58	58.6
5. Nolan Johnson	41/31	40	62	64.5
6. John Perry	33/40	37	54	68.5
7. Buddy Dyrda	33/45	68	86	79.1
8. Drew Becker	34/40	52	74	70.3
9. Tony White	31/42	33	54	61.1
10. Matthew Korpela	31/41	42	64	65.6
11. Nick Preston	25/42	36	54	66.7

W-4 L-7                    368            429    638    67.2

**10. Nolan Johnson-WI**

OPPONENT	SCORE	R	SP	%
1. Matthew Korpela	5/42	14	30	46.7
2. Nick Preston	10/42	11	30	36.7
3. Drew Becker	10/40	23	44	52.3
4. Buddy Dyrda	7/45	24	42	57.1
5. Cody Preston	31/41	36	62	58.1
6. Tony White	4/40	20	36	55.6
7. Justin Sipma	40/6	20	28	71.4
8. Trevor Sipma	16/41	20	48	41.7
9. John Perry	16/41	30	52	57.7
10. Lee Seibold	28/40	31	54	57.4
11. Joshua Carr	42/15	25	36	69.4

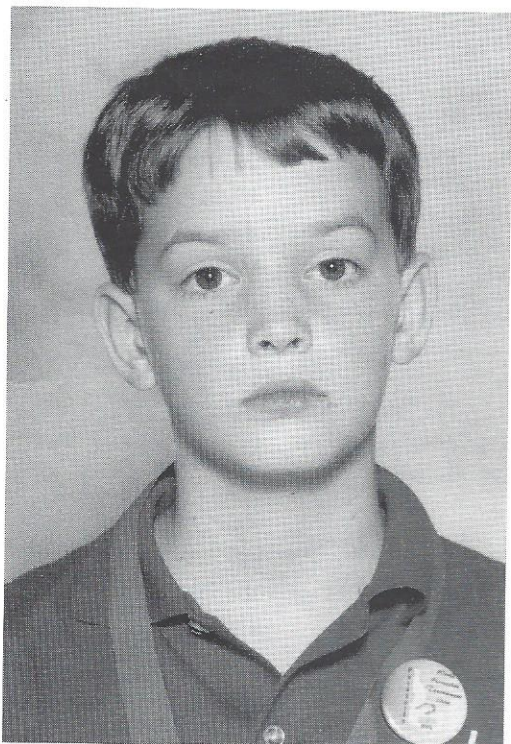
W-2 L-9                    209            254    462    55.0

**12. Joshua Carr-MI**

OPPONENT	SCORE	R	SP	%
1. Buddy Dyrda	3/40	13	28	46.4
2. Cody Preston	10/41	12	28	42.9
3. Tony White	7/44	24	42	57.1
4. Matthew Korpela	12/43	12	32	37.5
5. Nick Preston	19/42	38	66	57.6
6. Drew Becker	4/41	13	32	40.6
7. Lee Seibold	17/40	21	38	55.3
8. John Perry	15/40	25	48	52.1
9. Justin Sipma	41/37	30	56	53.6
10. Trevor Sipma	37/41	29	50	58.0
11. Nolan Johnson	15/42	16	36	44.4

W-1 L-10                    180            233    456    51.1

# JUNIOR BOYS AND GIRLS 9 AND UNDER DIVISION



## JUNIOR BOYS AND GIRLS DIVISION 9 2004 WORLD

1.Blake Roberts	OH	7	0	92	280	32.86
2.Marsal Warrick	MD	5	2	75	280	26.79
3.Nathan Scott	UT	5	2	49	280	17.50
4.Jennifer Trader	ND	5	2	18	280	6.43
5.Austin Horton	CA	3	4	13	280	4.64
6.Holden Smith	ID	2	5	11	280	3.93
7.Travis Sluys	CA	1	6	12	280	4.29
8.Mackenzie Hagen	ND	0	7	0	0	0.00

# JUNIOR GIRLS DIVISION CHAMPIONSHIP CLASS



## JUNIOR GIRLS DIVISION - CHAMPIONSHIP CLASS 2004 WORLD

1.Tava Cook	WI	5	1	161	266	60.53
2.Melissa Bigelow	VT	5	2	170	362	46.96
3.Tina Riehle	WI	4	2	156	296	52.70
4.Mary Hargett	SC	2	3	95	222	42.79
5.Shaina Stover	SD	1	4	83	240	34.58
6.Kiri Cook	WI	0	5	73	234	31.20

## JUNIOR GIRLS DIVISION - CHAMPIONSHIP CLASS 2004 WORLD

### 1.Tava Cook-WI

OPPONENT	SCORE	R	SP	%
1.Shaina Stover	45/6	26	44	59.1
2.Kiri Cook	43/6	25	38	65.8
3.Tina Riehle	28/ 41	30	54	55.6
4.Melissa Bigelow	41/ 22	27	52	51.9
5.Mary Hargett	40/8	23	34	67.6
6. Bye				
7.Melissa Bigelow	40/ 18	30	44	68.2

W-5 L-1                    237        161        266    60.5

### 3.Tina Riehle-WI

OPPONENT	SCORE	R	SP	%
1.Melissa Bigelow	35/ 41	31	60	51.7
2.Shaina Stover	40/ 13	23	46	50.0
3.Tava Cook	41/ 28	34	54	63.0
4.Mary Hargett	41/4	23	38	60.5
5.Kiri Cook	42/ 16	24	46	52.2
6.Melissa Bigelow	36/ 41	21	52	40.4

W-4 L-2                    235        156        296    52.7

### 5.Shaina Stover-SD

OPPONENT	SCORE	R	SP	%
1.Tava Cook	6/ 45	14	44	31.8
2.Tina Riehle	13/ 40	16	46	34.8
3.Mary Hargett	10/ 40	11	42	26.2
4.Kiri Cook	44/ 30	26	60	43.3
5.Melissa Bigelow	32/ 42	16	48	33.3

W-1 L-4                    105        83        240    34.6

### 2.Melissa Bigelow-VT

OPPONENT	SCORE	R	SP	%
1.Tina Riehle	41/ 35	35	60	58.3
2.Mary Hargett	40/ 37	27	62	43.5
3.Kiri Cook	40/ 14	20	44	45.5
4.Tava Cook	22/ 41	23	52	44.2
5.Shaina Stover	42/ 32	19	48	39.6
6.Tina Riehle	41/ 36	22	52	42.3
7.Tava Cook	18/ 40	24	44	54.5

W-5 L-2                    244        170        362    47.0

### 4.Mary Hargett-SC


OPPONENT	SCORE	R	SP	%
1.Kiri Cook	45/ 21	22	46	47.8
2.Melissa Bigelow	37/ 40	27	62	43.5
3.Shaina Stover	40/ 10	20	42	47.6
4.Tina Riehle	4/ 41	13	38	34.2
5.Tava Cook	8/ 40	13	34	38.2

W-2 L-3                    134        95        222    42.8

### 6.Kiri Cook-WI


OPPONENT	SCORE	R	SP	%
1.Mary Hargett	21/ 45	12	46	26.1
2.Tava Cook	6/ 43	13	38	34.2
3.Melissa Bigelow	14/ 40	11	44	25.0
4.Shaina Stover	30/ 44	22	60	36.7
5.Tina Riehle	16/ 42	15	46	32.6

W-0 L-5                    87        73        234    31.2




## JUNIOR BOYS AND GIRLS DIVISION A FINALS 2004 WORLD

1.Buddy Dyrda	BC	12	2	448	560	80.00
2.Matthew Korpela	MN	12	3	441	600	73.50
3.Tony White	PA	11	3	404	560	72.14
4.Nick Preston	VT	10	3	391	520	75.19
5.Drew Becker	ON	9	4	288	360	80.00
6.Cody Preston	VT	7	6	335	520	64.42
7.Lee Seibold	IN	6	7	331	520	63.65
8.John Perry	NY	6	7	322	520	61.92
9.Justin Sipma	ND	6	7	285	520	54.81
10.Trevor Sipma	ND	4	9	303	520	58.27
11.Joshua Carr	MI	4	9	283	520	54.42
12.Matt Fuller	WA	4	9	266	520	51.15
13.Tyler Byfield	WA	1	12	222	520	42.69




### JUNIOR BOYS AND GIRLS DIVISION B FINALS 2004 WORLD

1.Thomas Lee	SD	13	1	337	560	60.18
2.Nolan Johnson	WI	12	2	337	560	60.18
3.Tava * Cook	WI	10	3	267	520	51.35
4.Melissa * Bigelow	VT	9	4	213	520	40.96
5.Trent Filley	MN	8	5	235	520	45.19
6.Mary * Hargett	SC	8	5	234	520	45.00
7.Aaron Mead	MN	8	5	210	520	40.38
8.Brandon Wilson	IL	6.5	6.5	223	520	42.88
9.Kevin Cuthbert	BC	5	8	193	520	37.12
10.Amy * Horton	CA	5	8	154	520	29.62
11.Tina * Riehle	WI	4.5	8.5	214	520	41.15
12.Austin Hopper	WA	2	11	146	520	28.08
13.David Boone	CA	1	12	123	520	23.65




### JUNIOR BOYS AND GIRLS DIVISION C FINALS 2004 WORLD

1.Joshua Routh	KS	13	2	219	600	36.50
2.Kyle Bidwell	KS	12	3	224	600	37.33
3.Kiri * Cook	WI	10.5	4.5	204	600	34.00
4.Joseph Maestas	WY	10	5	195	600	32.50
5.Shaina * Stover	SD	9	6	197	600	32.83
6.Brad Wilson	CO	9	6	191	600	31.83
7.Alexandra * Hagen	ND	9	6	168	600	28.00
8.Joseph Thomsen	NE	8	7	211	600	35.17
9.Arik Horton	CA	7	8	158	600	26.33
10.Jeff Zausch	ID	7	8	154	600	25.67
11.Vic Palmer	UT	6	9	150	600	25.00
12.Shannon * Redfern	WA	6	9	110	600	18.33
13.Joel Barnes	WA	5	10	123	600	20.50
14.Daniel Wharton	CA	4.5	10.5	116	600	19.33
15.Cassandra * Hagen	ND	2	13	76	600	12.67
16.Tylor G. Hines	MO	2	13	62	600	10.33




### JUNIOR BOYS AND GIRLS DIVISION D FINALS 2004 WORLD

1.Noah Elich	CO	14	1	204	600	34.00
2.Eric Gilmore	ID	13	2	184	600	30.67
3.Brad Gilmore	ID	13	2	177	600	29.50
4.Katie * Thomsen	NE	11	4	174	600	29.00
5.Alenna * Cook	WI	10	5	152	600	25.33
6.Shayne Moore	ID	10	5	142	600	23.67
7.Ian Hopper	WA	8	7	144	600	24.00
8.Casey Swart	MN	7.5	7.5	117	600	19.50
9.Scott Rings	ND	7	8	118	600	19.67
10.Mike Charron	MT	7	8	91	600	15.17
11.Rachel * Cowan	VA	7	8	64	600	10.67
12.Yancy Goodwin	WA	5.5	9.5	114	600	19.00
13.Kevin Turnbull	WA	4	11	74	600	12.33
14.Brandon Pineiro	IL	2	13	43	400	10.75
15.Weston Lindsey	CA	1	14	42	600	7.00
16.Tyler Kauffman	NJ	0	15	25	600	4.17



### JUNIOR BOYS AND GIRLS DIVISION E FINALS 2004 WORLD

1.Ryne Lund	ND	12	1	85	520	16.35
2.Dan Craft	WI	11	2	61	520	11.73
3.James Price III	ID	11	2	55	520	10.58
4.Josh Taggart	ID	9	4	64	520	12.31
5.Jonathan Rings	ND	9	4	52	520	10.00
6.Stetson Blair	ID	8	5	36	520	6.92
7.Mike Cody	IL	7	6	41	520	7.88
8.Devin Dean	NE	6	7	19	320	5.94
9.Chad Yowell	ID	6	7	17	520	3.27
10.Lea * Marvin	IL	5.5	7.5	12	520	2.31
11.Stetson Sweitzer	ID	3	10	24	520	4.62
12.Katt * Kantack	WA	2.5	10.5	16	520	3.08
13.Katie * Knights	CO	1	12	10	520	1.92
14.Kindra * Dean	NE	0	13	4	320	1.25



I would like to thank Ron and Barbara Taylor and Newberry South Carolina Parks and Rec. for putting on another fine Summerfun Tournament this year. Ron always runs a well-organized tournament and this year was no exception. If you get a chance to go, don't miss it. Thanks Randy Joines Newton N.C.

# GUINNES WORLD RECORD HOLDER

The World Tournament in Pocatello welcomed pitcher David O'Dell this year. He lives in Apple Valley, California.

David is a nephew of Roy Rogers, but his real claim to fame is that he's a five-time world champion of the tobacco- spitting contest for the Guinness Book of World Records!

He first won in 1996. His winning 'mark' was for a distance of 53 feet, 3 inches, in 1999. He said the contest was held at the Calico Ghost Town, in Barstow, California, where 20 men and women competed.

## Coming Next Issue

Betty Burlingame wrote an article about her visit with Leon Bell from Oklahoma and Traci and Jerry Santillanes from Pocatello while at the World Tournament. Leon is a Seminole Indian and Traci is a member of the Shoshone tribe. Unfortunately space limitations did not allow it to be printed in this issue. Watch for "Native America" by Betty Burlingame in the November/December 2004 issue.



★ PITCHED BY CHAMPIONS ★

Price Per Pair  
Up to 12 Pairs

CLYDESDALES	\$50.00
N.T.	\$50.00
REGULAR	\$50.00
E-Z GRIP	\$55.00
CLYDESDALE DF	\$55.00

(Write for greater quantity prices.)

**ALL "DEADEYES"  
IN VARIOUS WEIGHTS OF  
LIGHT - MEDIUM - HEAVY**

(Each pair matched to equal weight)

UPS shipping included in new prices—  
Continental U.S. ONLY

All "DEADEYES" are  
now available in Med. Hard

E-Z Grips and N.T.s are now guaranteed for  
2 years from date of original purchase.

N.T.s now have better hooks and more weight to the front.

All other new sanctioned "DEADEYES"  
are guaranteed one year.

Guarantee valid in Continental U.S. only.

Broken Shoe Replacement honored by manufacturer only.  
Return both shoes in original box.

Contact Bill Courtwright (ONLY) for special prices on  
rejects and returned shoes (NO GUARANTEE) and not for  
sanctioned tournament use.

**NO SHOES WILL BE SENT ON CONSIGNMENT**  
Missouri residents add State sales tax.

Deadeye Horseshoes c/o W. Courtwright  
2250 North Lark Dr., Fenton, MO 63026  
Ph: (636) 376-5222 or (636) 677-2200 (8-5)

Order direct or from  
an authorized NHPA distributor

NHPA NATIONAL BUYER

**Ken Kosky**


6007 Municipal St.  
Schofield, WI 54476  
(715) 359-9898

# TOURNAMENT TRAVEL CONTACTS

The following is a list of all NHPA Regional Directors and the states or territory they cover. Those of you who travel and want to get out-of-area tournament information, are encouraged to contact the appropriate Regional Director. Each RD maintains a full list of all NHPA sanctioned tournaments in their area. If your travel plans call for stops in several states and you need multiple site information, you might want to write the NHPA 1<sup>st</sup> Vice-President who is in charge of all RDs. He should have copies of all the state schedules. The address for the 1<sup>st</sup> VP can be found on page 3 of this publication.

REGION	REGIONAL DIRECTOR				
<b>26. Alabama</b>	<b>Ron Kindrick</b>	<b>24. Iowa</b>	<b>C. Leo Buell</b>	<b>40. North Carolina</b>	<b>Wayne Roope</b>
678 Williamson Kindrick Trail Eelectic, AL 36024 (334) 541-2720 gkindr7918@aol.com		1809 Lakeside Drive Iowa City, IA 52240 (319) 338-8256 clbnj2@aol.com		358 Roop Road Hays, NC 28635 (336) 957-8396	
<b>52. Alaska</b>	<b>Pete Imhof</b>	<b>18. Kansas</b>	<b>Bernie VanLerberg</b>	<b>15. North Dakota</b>	<b>Clint Bryson</b>
9031 Tern Drive Palmer, AK 99645 (907) 746-2030		12419 142 <sup>nd</sup> Street Bonner Springs, KS 66012 (913) 422-7095		901 Custer Street Belle Fourche, SD 57717 (605) 892-2195 cmb@rushmore.com	
<b>10. Arizona</b>	<b>Dale Boss</b>	<b>32. Kentucky</b>	<b>Monty Roberts</b>	<b>36. Ohio</b>	<b>Dan Sanders</b>
8421 E. Main #33 Mesa, AZ 85207 (480) 357-1283		Box 637 Warsaw, KY 41095 (859) 567-8511		6687 Merwin Road Columbus, OH 43235 (614) 761-3357 dsanderling@yahoo.com	
<b>21. Arkansas</b>	<b>Richard Archer</b>	<b>27. Louisiana</b>	<b>Ron Latiolais</b>	<b>20. Oklahoma</b>	<b>Bob Reese</b>
3006 Barnes Road Ozark, AR 72949 (479) 667-3078 atumsho@ipa.net		12102 Turry Road Gonzales, LA 70737 (225) 647-4992		17331 County Rd. 1580 Ada, OK 74820 (580) 332-8622 fantasyfactory@compworldnet.com	
<b>3. California No.</b>	<b>Gail Sluys</b>	<b>45. Maine</b>	See New England	<b>2. Oregon</b>	<b>Rick Rebman</b>
1721 San Ramon Way Santa Rosa, CA 95409 (707) 538-3128 kclusus@worldnet.att.net		<b>42. Maryland</b>	See Delaware	80037 Ross Lane Hermiston, OR 97838 (541) 567-8560	
<b>4. California So.</b>	<b>Fred Briand</b>	<b>48. Massachusetts</b>	See New England	<b>39. Pennsylvania</b>	<b>Darle Esh</b>
P.O. Box 1137 North Edwards, CA 93523 (760) 769-4347 fredbriand@ccis.com		<b>30. Michigan</b>	<b>Steve Summerlin</b>	68 Solitude Road Milroy, PA 17063 (717) 667-3108	
<b>61-72. Canada</b>	<b>Jack Adams</b>	P.O. Box 536 Webberville, MI 48892 (517) 521-1262 ssummerlin@cablespeed.com		<b>50. Rhode Island</b>	See New England
35 O'Neil Crescent Saskatoon, SK Canada S7N 1W7 (306) 373-5184		<b>23. Minnesota</b>	<b>Ward Lutz</b>	<b>41. South Carolina</b>	<b>Ron Taylor</b>
		900 11-1/4 Street SW Rochester, MN 55902 (507) 288-5182 lutz.ward@charter.net		1915 Molly Circle York, SC 29745 (803) 684-1453 hawgiawtaylor@aol.com	
<b>13. Colorado</b>	<b>Don Conklin</b>	<b>25. Mississippi</b>	See Alabama	<b>16. South Dakota</b>	See North Dakota
898 Sycamore Avenue Boulder, CO 80303 (303) 499-9091		<b>19. Missouri</b>	<b>Elwyn Cooper</b>	<b>33. Tennessee</b>	<b>Dexter Stallings</b>
		6920 N.W. 78 <sup>th</sup> Street Kansas City, MO 64152 (816) 741-0043 ivdead@hotmail.com		731 Reed Drive Powell, TN 37849 (865) 947-7865	
<b>49. Connecticut</b>	See New England	<b>11. Montana</b>	<b>Wayne Bennett</b>	<b>22. Texas</b>	<b>Randy Collins</b>
		1520 Beartooth Road Wolf Creek, MT 59648 (406) 235-4062		3902 Ravenwood Bryan, TX 77802 (979) 776-1148 rcollins1@hotmail.com	
<b>43. Delaware</b>	<b>Don Lawyer</b>	<b>17. Nebraska</b>	<b>Pat Wemhoff</b>	<b>9. Utah</b>	<b>Gary Wood</b>
730 Hickok Trail Lusby, MD 20657 (410) 326-2070		255 6 <sup>th</sup> Avenue, South Columbus, NE 68601 (402) 564-7323		525 S 3rd West Salem, Utah 84653 (801) 423-1058	
<b>35. Florida</b>	<b>Ron Deckard</b>	<b>7. Nevada</b>	<b>Don Weaver</b>	<b>46. Vermont</b>	See New England
7302 Brookview Circle Tampa, FL 33634 (813) 884-2932 rdeckard@tampabay.rr.com		2206 Sunnyslope Avenue Las Vegas, NV 89119 (702) 736-7348		<b>38. Virginia</b>	<b>Kevin Snelgrove</b>
		<b>47. New Hampshire</b>	See New England	P.O. Box 625 Stuarts Draft, VA 24477 (540) 337-4689 king@vaix.net	
<b>34. Georgia</b>	<b>Jerome Kennedy</b>	<b>51. New England</b>	<b>Leo Michaud</b>	<b>1. Washington</b>	<b>Vey Allen</b>
Rt. 2, Box 1315 Hawkinsville, GA 31036 (478) 892-3885		379 Hodges Street Taunton, MA 02780 (508) 822-9610 loonpnd@comcast.net		1105 Ione Drive Benton City, WA 99320-4523 (509) 588-3351 veyallen@verizon.net	
<b>6. Hawaii</b>	<b>Myrtle May L. Kamoku</b>	<b>51. New Jersey</b>	<b>Ed Quigley</b>	<b>37. West Virginia</b>	<b>Ken Wilhelm</b>
P. O. Box 273 Anahola, Hawaii 96703 (808) 821-0602 myrtlemae@hawaiiilink.net		2005 Wendover Dr. Pompton Plains, NJ 07444 (973) 839-0946		406 Stealy Avenue Clarksburg, WV 26301 (304) 622-1265 hepzibah69@yahoo.com	
<b>8. Idaho</b>	<b>David Spears</b>	<b>14. New Mexico</b>	<b>David Romero</b>	<b>28. Wisconsin</b>	<b>Ken Jaeger, Sr.</b>
P.O. Box 694 Wildier, ID 83676 (208) 482-6853		P.O. Box 10329 Albuquerque, NM 87184 (505) 899-7140 dsrom@aol.com		N3539 Knight Rd. New London, WI 54961 (920) 982-6287 deershoe@athenet.net	
<b>29. Illinois</b>	<b>Dave Shreve</b>	<b>44. New York</b>	<b>Jack Stenberg</b>	<b>12. Wyoming</b>	<b>Pat Bacus</b>
2127 Lynn Street Cahokia, IL 62206 (618) 332-2599 hrshuz@msn.com		1880 E. River Rd. Waterloo, NY 13165 (315) 539-8542 jstember@rochester.rr.com		440 W. 3 <sup>rd</sup> Lovell, WY 82431 (307) 548-6593	
<b>31. Indiana</b>	<b>Jim Shilling</b>				
5044A CR 64 Spencerville, IN 46788 (260) 238-4879 shilling4@mindspring.com					

**All the equipment you need . . .**



**HORSESHOES  
PAIRS OR SETS**

**SCOREPADS • ROUND ROBIN  
CARDS • JUDGING TOOLS • GAUGES •  
PERCENTAGE BOOKS • CAPS • TOWELS • CARRYING CASES • WINDBREAKERS • SWEATSHIRTS • TEE SHIRTS • AND MORE!**

**Support Your  
National  
Horseshoe  
Pitchers  
Association.**

**Contact a  
Distributor  
near you for  
the products  
shown in this  
ad and many  
other Game  
Related Items.**

**NHPA Game Related Sales  
Ken Kosky, National Buyer  
6007 Municipal Street  
Schofield, WI 54476  
(715)359-9898  
NHPAsales@ksfuel.com**

**NHPA GAME RELATED SALES DISTRIBUTORS**

**HARRIS HORSESHOE  
PITCHING SUPPLIES  
P.O. Box 781  
Daingerfield, TX 75638  
(903) 645-7313 or  
(903) 573-3415  
harrishorseshoes@aol.com**

**KEN KOSKY HORSESHOES  
6007 Municipal Street  
Schofield, WI 54476  
(800)535-0172  
kkosky@ksfuel .com**

**ED DOMEY  
P.O. Box 298  
Sutton, MA 01590  
(508)865-9477**

**DENNIS OHMS  
777 W. Midvalley Road  
Cedar City, UT 84720  
(435) 586-9352  
ohms@netutah.com**

**SIX PACK SHOES  
788 S. Green Road  
Maricopa, AZ 85239  
(877)360-7225  
roynpeg@direcway.com**

**MIKE LITTELL  
4363 Shoreline Dr.  
Spring Park, MN 55384  
(612)327-6350  
Mikeshorseshoe@yahoo.com**

**HERB HEESCH  
12591 South East 137 Court  
Dunnellon, FL 34431  
(352) 489-5954  
hhwheesch@aol .com**

**ED BOWDEN  
White Mule Pro Shop  
1460 Crayton Avenue  
Lima, OH 45805  
(419)227-2079  
edwadd1@excite.com**

**WALLY SHIPLEY  
2646 Basswood Street  
Newport Beach, CA 92660  
(949) 760-3658**

**JIM & CAM SHILLING  
5044 A County Rd. 64  
Spencerville, IN 46788  
(260) 238-4879  
shilling4@mindspring.com**

**LUCKY SHOES PRO SHOP  
83441 CR 652  
Lawton, MI 49065  
(269) 624-2861  
luckshoe@juno.com**

**NORTHERN CALIFORNIA  
HORSESHOE PITCHERS ASSOCIATION  
Kim Stockli  
109 Lamont Ct.  
Vallejo, CA 94591  
(707) 645-8951  
kimitch1@yahoo.com**

**NHPA NEWSLINE**

VOL. 16, NO. 5

**Subscription Office**

3085 76th St., Franksville, WI 53126

CHANGE SERVICE REQUESTED

PRESORTED  
STANDARD  
**US POSTAGE PAID**  
LANSING, MI  
PERMIT NO 933